

MAYTONI

# Moments of the light cycle

# Decorative 2023

# Annual light guide

# Maytoni International Design Awards

Internationale Design-Auszeichnungen Maytoni



We at Maytoni know that behind every light there are dozens of passionate people – engineers, designers, architects, managers, factory and warehouse employees, as well as their families and friends.

This catalog is dedicated to all those who fill every moment with light. After all, the moments of light circle become important only when people turn on the light inside.

Thanks to their courage, perseverance, attention to detail and love for light, every moment of the present becomes special. To turn the light on, you need someone who wants it to become lighter.

Christian Licari  
CEO Maytoni GMBH



PRESENT  
ILLUMINATED

The physics of light is a complex, multifaceted phenomenon very close to everyday life. Maytoni employees are inspired by it every day. Violet color accompanies us everywhere for a reason. This is the first color hue in the visible spectrum of colors, the shortest light wave. This is the start of our day and the light is its engine and chronometer that allows us to feel the passing of time.

Every day we feel it both in the free and ongoing change of the cyclic-type day. Our biological rhythms depend not only on the natural change of day and night, but also on the artificial light exposure that surrounds us everywhere. Circadian rhythms are “enabled” and “disabled” by light: its exposure in the early morning hours leads to the rhythm accelerating, earlier awakening and falling asleep, and in the late evening hours it leads to the rhythm decelerating, later falling asleep and awakening. Nevertheless, the exposure to light is not only important during off-season. The correlation of artificial light with daylight and the delicate illumination at night allow you to set the internal light clock so that the value of every moment in the present never stays in the background.

Die Physik des Lichts ist ein komplexes, facettenreiches Phänomen, das jedoch sehr alltagsnah ist. Wir bei Maytoni lassen uns jeden Tag davon inspirieren. Die Farbe Lila begleitet uns nicht ohne Grund überall. Dies ist der erste Farbton des sichtbaren Farbspektrums, die kürzeste Lichtwelle. Dies ist der Beginn von unserem Heute. Und das Licht ist sein Motor und Chronometer, das es uns ermöglicht, den Lauf der Zeit zu spüren.

Wir spüren dies jeden Tag in der freien und beweglichen Veränderung der zyklischen Natur. Unser biologischer Rhythmus hängt nicht nur vom natürlichen Wechsel von Tag und Nacht ab, sondern auch vom künstlichen Licht, das uns überall umgibt. Der zirkadiane Rhythmus wird durch Licht «ein- und ausgeschaltet»: Lichteinwirkung in den frühen Morgenstunden führt zu einem schnelleren Rhythmus, einem früheren Aufwachen und Einschlafen, und in den späten Abendstunden zu einem langsameren Rhythmus, einem späteren Einschlafen und Aufwachen. Die Lichteinwirkung ist jedoch nicht nur in den Übergangszeiten wichtig. Das Zusammenspiel von künstlichem Licht mit dem Tageslicht und die zarte Beleuchtung in der Nacht ermöglicht es, die innere Lichtuhr so einzustellen, dass der Wert eines jeden Augenblicks in der Gegenwart nie in den Schatten gestellt wird.

PURRP  
LEE

WAVE




## Discover Maytoni!

Follow your own rhythm and find the most accurate lighting solutions and accents for it. Our lighting guide and tips from our leading designers and architects will help you choose as appropriate.

Entdecken Sie für sich Maytoni!

Folgen Sie Ihrem eigenen Rhythmus und finden Sie dafür die aufs Genaueste passenden Beleuchtungslösungen und Akzente. Unser Leitfaden für Beleuchtung und Tipps von unseren besten Designern und Architekten helfen Ihnen dabei.



# Chandelier

**VESPER**  
MOD108 46



**BALANCE**  
MOD317 48



**RENDEZ-VOUS**  
MOD109 50



**ERICH**  
MOD221 56



**RING**  
MOD013 62



**NOSTALGIA**  
MOD048 69



**UVA**  
MOD059 70



**ASTER**  
MOD007 74



**FORTANO**  
MOD089 76



**VISION**  
MOD411 80



**AURA**  
MOD016 82



**ARCO**  
MOD223 86



**ALICANTE**  
MOD014 90




**ANNA**  
H007 92



**ZARAGOZA**  
H001 94



**VITTORIA**  
H004 96



**BOWI**  
H009 98



**AMULET**  
MOD555 132



**BOLLA**  
MOD133 140



**DALLAS**  
MOD547 142



**COCTAIL TIME**  
MOD325 150



**MARBLE**  
MOD187 158



**UVA**  
MOD059 70



**ASTER**  
MOD007 74



**FORTANO**  
MOD089 76



**VISION**  
MOD411 80



**MAYA**  
P091 172



**MARMO**  
MOD099 176



**IMPRESSIVE**  
MOD151 180



**REFLEX**  
MOD154 184



**AURA**  
MOD016 82



**ARCO**  
MOD223 86



**ALICANTE**  
MOD014 90



**ANNA**  
H007 92



**VENTURA**  
MOD012 232



**JACKSON**  
T546 238



**TISSAGE**  
MOD490 248



**COIL**  
MOD124





**RECINTO**  
MOD080 252



**GELID**  
MOD184 254



**WONDERLAND**  
MOD313 256



**REVERO**  
MOD085 258



**PUNTES**  
MOD043 262



**CEREZO**  
MOD201 264



**HAIL**  
MOD097 266



**TOILS**  
DIA600 270



**FLARE**  
DIA200 272



**TALENTO**  
DIA008 274



**DUNE**  
DIA005 276



**CASCADE**  
DIA522 278



**KRONE**  
P097 280



**FERMI**  
P140 282



**PERLA**  
ARM337 288



**BRIONIA**  
ARM172 290



**GRACE**  
ARM247 292



**SEVILLA**  
DIA004 300



**LANTERN**  
MOD029 302



**BELLA**  
DIA750 312



**FAD**  
MOD070 336



**GLINT**  
MOD072 338



**GIRO**  
MOD095 340



**SATELLITE**  
MOD102 342



**MOLLIS**  
MOD126 344



**TAU**  
MOD166 348



**AXIS**  
MOD106 352



**CURVE**  
MOD156 360



**ORIGAMI**  
MOD163 362



**RIM**  
MOD058 376



**RIM**  
MOD058 378



**RIM**  
MOD058 379



**LINE**  
MOD016 382



**LINE**  
MOD054 382



**SATURNO**  
MOD415 386



# Pendant

**BASIC FORM**  
MOD321 44



**BASIC FORM**  
MOD321 44



**BASIC FORM**  
MOD321 44



**FLUSSO**  
P095 52



**TELFORD**  
P362 54



**ERICH**  
MOD221 58



**RING**  
MOD013 62



**NOSTALGIA**  
MOD048 68



**COMETA**  
MOD056 72



**LIGERO**  
MOD061 78



**ANTIC**  
MOD302 88



**BICONES**  
P359 116



**REBEL**  
MOD322 126



**VERTICALE**  
MOD308 128



**COLLAR**  
P069 136



**DALLAS**  
MOD545 142



**BERGEN**  
T314 152



**TONE**  
P003 154



**EUSTOMA**  
MOD238 156



**MOON**  
MOD327 164



**ENIGMA**  
MOD150 222



**SONATA**  
MOD410 224



**DYNAMICS**  
MOD326 226



**GIOIA**  
P011 228



**PLEC**  
P364 230



**IRVING**  
T163 234



**BRONI**  
T451 240



**FERMI**  
P140 282



**ICEBERG**  
P012 284



**BLUES**  
MOD044 286



**HALO**  
MOD005 330



**FAD**  
MOD070 337



**GIRO**  
MOD095 340



**MOLLIS**  
MOD126 344



**CASCADE**  
MOD132 356



**NODE**  
MOD165 364



**PALETTE**  
MOD303 384



**SUPERSYMMETRY**  
P096 396



**SINTESI**  
P090 398



# Ceiling

**MESSINA**  
H223 100



**VENERA**  
H260 102



**ZEIL**  
H356 104



**COMBINARE**  
C232 106



**PASCAL**  
C908 108




**BERGAMO**  
MOD613 110



**BOLLA**  
MOD133 140



**DALLAS**  
MOD545 144



**BALBO**  
MOD112 148



**GILBERT**  
T532 236



**FACET**  
MOD094 268



**DUNE**  
DIA005 276



**KAROLINA**  
DIA120 304



**BROCHE**  
DIA902 306





**PALACE**  
DIA890 309



**BASFOR**  
DIA100 310



**OTTILIA**  
DIA700 314



**TAU**  
MOD166 346



**ANILLO**  
MOD315 370



**RIM**  
MOD058 374



**RIDE**  
MOD015 380



# Wall lamp

**AVANT-GARDE**  
MOD324 38



**BASIC FORM**  
MOD321 43



**VESPER**  
MOD109 46



**RENDEZ-VOUS**  
MOD108 50



**ERICH**  
MOD221 59



**NOSTALGIA**  
MOD048 69



**ASTER**  
MOD007 74



**FORTANO**  
MOD089 76



**LIGERO**  
MOD061 78



**VISION**  
MOD411 80



**AURA**  
MOD016 82



**ARCO**  
MOD223 86



**ANTIC**  
MOD302 88



**ALICANTE**  
MOD014 90



**ANNA**  
H007 92



**ZARAGOZA**  
H001 94



**VITTORIA**  
H005 96



**MESSINA**  
H223 100



**VENERA**  
H260 102



**VERTICALE**  
MOD308 128



**AMULET**  
MOD555 130



**DALLAS**  
MOD545 146



**COCTAIL TIME**  
MOD325 150



**MARBLE**  
MOD187 158



**MOON**  
MOD327 164



**MAYA**  
P091 172



**LOVETANN**  
MOD082 174



**MARMO**  
MOD099 176



**IMPRESSIVE**  
MOD151 180



**JUPITER**  
MOD320 186



**MARE**  
MOD305 196



**ROTTA**  
MOD413 198



**JACK-STONE**  
MOD314 206



**MABELL**  
MOD306 212



**PRIMA**  
Z034 218



**SONATA**  
MOD410 224



**DYNAMICS**  
MOD326 226



**VENTURA**  
MOD012 232



**IRVING**  
T163 234



**GILBERT**  
T532 236



**TISSAGE**  
MOD490 248



**COIL**  
MOD124 250



**GELID**  
MOD184 254



**REVERO**  
MOD085 258



**PUNTES**  
MOD043 262



**CEREZO**  
MOD201 264



**HAIL**  
MOD097 266



**FACET**  
MOD094 268



**FLARE**  
DIA200 272



**TALENTO**  
DIA008 274



**DUNE**  
DIA005 276



**PERLA**  
ARM337 288



**BRIONIA**  
ARM172 290



**GRACE**  
ARM247 294



**SEVILLA**  
DIA004 300



**PALACE**  
DIA890 308



**BASFOR**  
DIA100 310



**OTTILIA**  
DIA700 314



**HALO**  
MOD005 332



**FAD**  
MOD070 336



**GIRO**  
MOD095 340



**MOLLIS**  
MOD126 344



**TAU**  
MOD166 346



**AXIS**  
MOD106 350



**RIM**  
MOD058 372



**NOTTA**  
MOD417 388



**PIXEL**  
MOD421 390



**STELO**  
MOD116 392





# Table lamp

**ERICH**  
MOD221 59



**ALICANTE**  
MOD014 90



**ZARAGOZA**  
H001 94



**COLLAR**  
MOD301 134



**MARMO**  
MOD099 178



**INSIGHT**  
MOD416 204



**PRIMA**  
Z034 218



**PUNTES**  
MOD043 260



**TALENTO**  
DIA008 274



**BRIONIA**  
ARM172 290



**GRACE**  
ARM247 294



**FAD**  
MOD070 336



**MOLLIS**  
MOD126 344



**ESTUDO**  
Z010 366



**RAY**  
Z012 368



**CIPRESSO**  
Z014 408



**BIANCO**  
Z030 410



**MUSE**  
MOD304 412



**VERRE**  
Z005 414



**KIWI**  
Z153 416



# Floor lamp

**THE SIXTH SENSE**  
Z020 34



**ERICH**  
MOD221 59



**RING**  
MOD013 64



**NOSTALGIA**  
MOD048 66



**ALICANTE**  
MOD014 90



**CALVIN**  
Z177 112



**CAMPANULA**  
Z002 114



**MARMO**  
MOD099 178



**PUNTES**  
MOD043 260



**GRACE**  
ARM247 294



**FAD**  
MOD070 337



**MOLLIS**  
MOD126 343



**TAU**  
MOD166 346



**FLOW**  
MOD147 358



**ESTUDO**  
Z010 366



**RAY**  
Z012 368



# Backlight

**PICASSO**  
PIC114 324



**RENOIR**  
PIC118 326



**GOVANNI**  
PIC119 328



**FICHTE**  
MIR012 400



**BRIS**  
MIR008 401



**EPIC**  
MIR009 402



**DECART**  
MIR010 403



**ORION**  
MIR011 404



**FINO**  
MIR003 406



**FINELLI**  
MIR004 407





Modern  
mid century

Classic  
ceiling

# MORNING MOMENTS

Neoclassic

Modern  
casual

Classic  
house

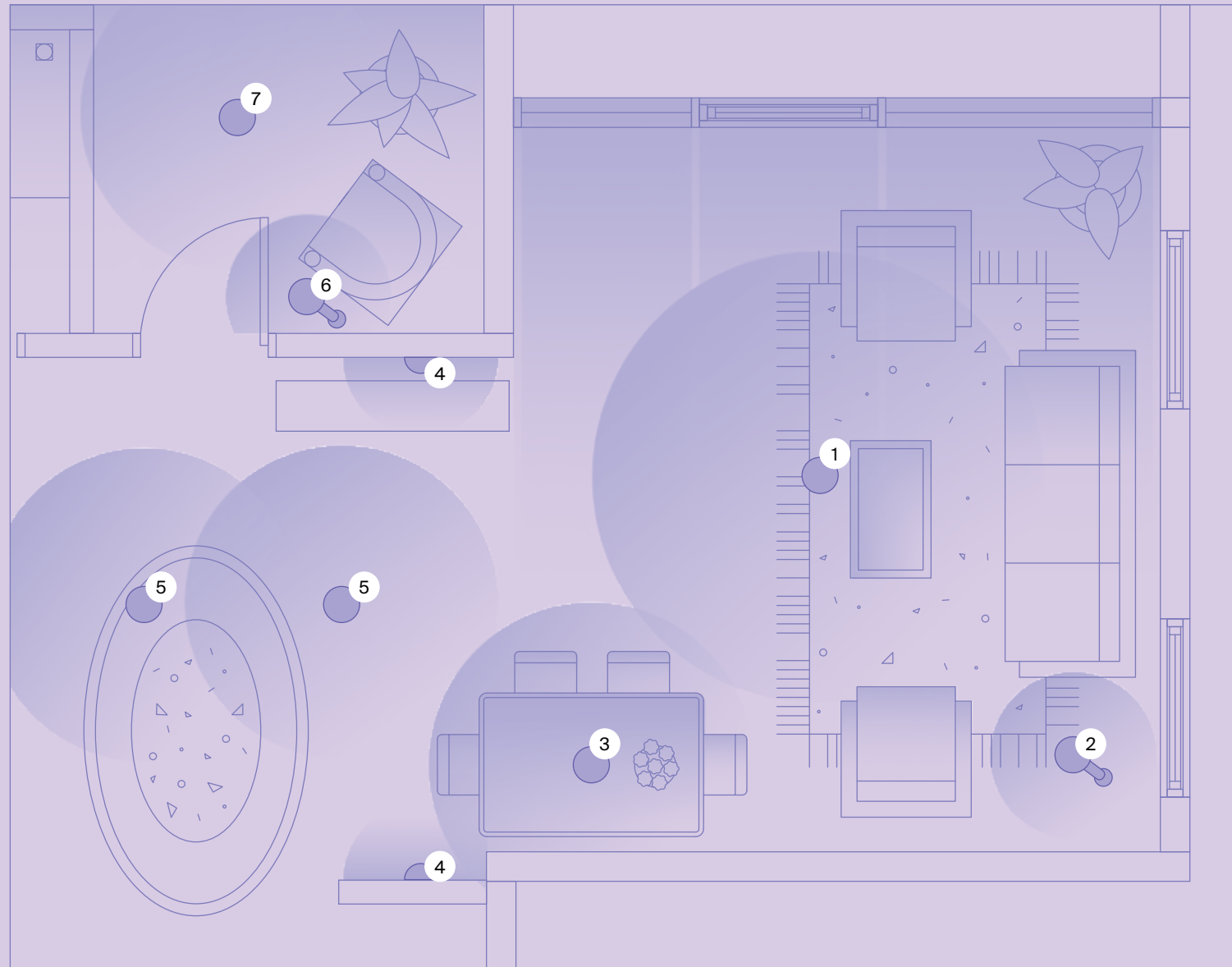
There are many ways to start and live the day using the correct lighting. This is especially important in the morning, when the dynamics of natural daylight changes throughout the year and sometimes dramatically departs from the daily routine. But there are several tools that will allow you to start your own circadian rhythm at the correct speed.

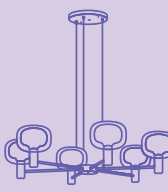

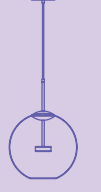
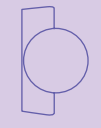
The soft diffused light will be the best option for the morning hours. It imitates the delicate dawning sun. This effect is achieved by dense textile and frosted glass diffusers that obscure the direct light source and provide maximum visual comfort. Maytoni's "mid-century modern" and "contemporary classics" collections provide you with plenty of choices of your own Sun, both for general, area and focus lighting.

Es gibt viele Möglichkeiten, den Tag im richtigen Licht zu beginnen und zu erleben. Dies ist besonders wichtig am Morgen, wenn sich die Dynamik des natürlichen Lichts im Laufe des Jahres ändert und manchmal dramatisch von der täglichen Routine abweicht. Es gibt jedoch einige Hilfsmittel, die es Ihnen ermöglichen, Ihren eigenen zirkadianen Rhythmus in der richtigen Geschwindigkeit zu starten.

Für die Morgenstunden ist ein sanftes, diffuses Licht, das die zarte Morgensonne nachahmt, am besten geeignet. Es wird durch dichte Diffusoren aus Textil und Milchglas gewährleistet, die die direkte Lichtquelle verdecken und maximalen Sehkomfort bieten. Die Maytoni-Kollektionen im Stil Mid-Century Modern und moderne Klassik bieten eine breite Palette von Möglichkeiten für die Auswahl Ihres eigenen Sonnenscheins, sei es für die allgemeine Beleuchtung, die Zonen- oder die Akzentbeleuchtung.


**Modern mid century** p. 34  
**Neoclassic** p. 80  
**Classic house** p. 92  
**Classic ceiling** p. 106  
**Modern casual** p. 110

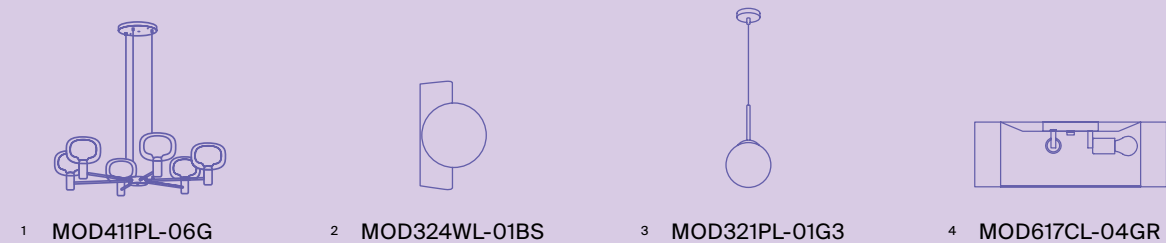
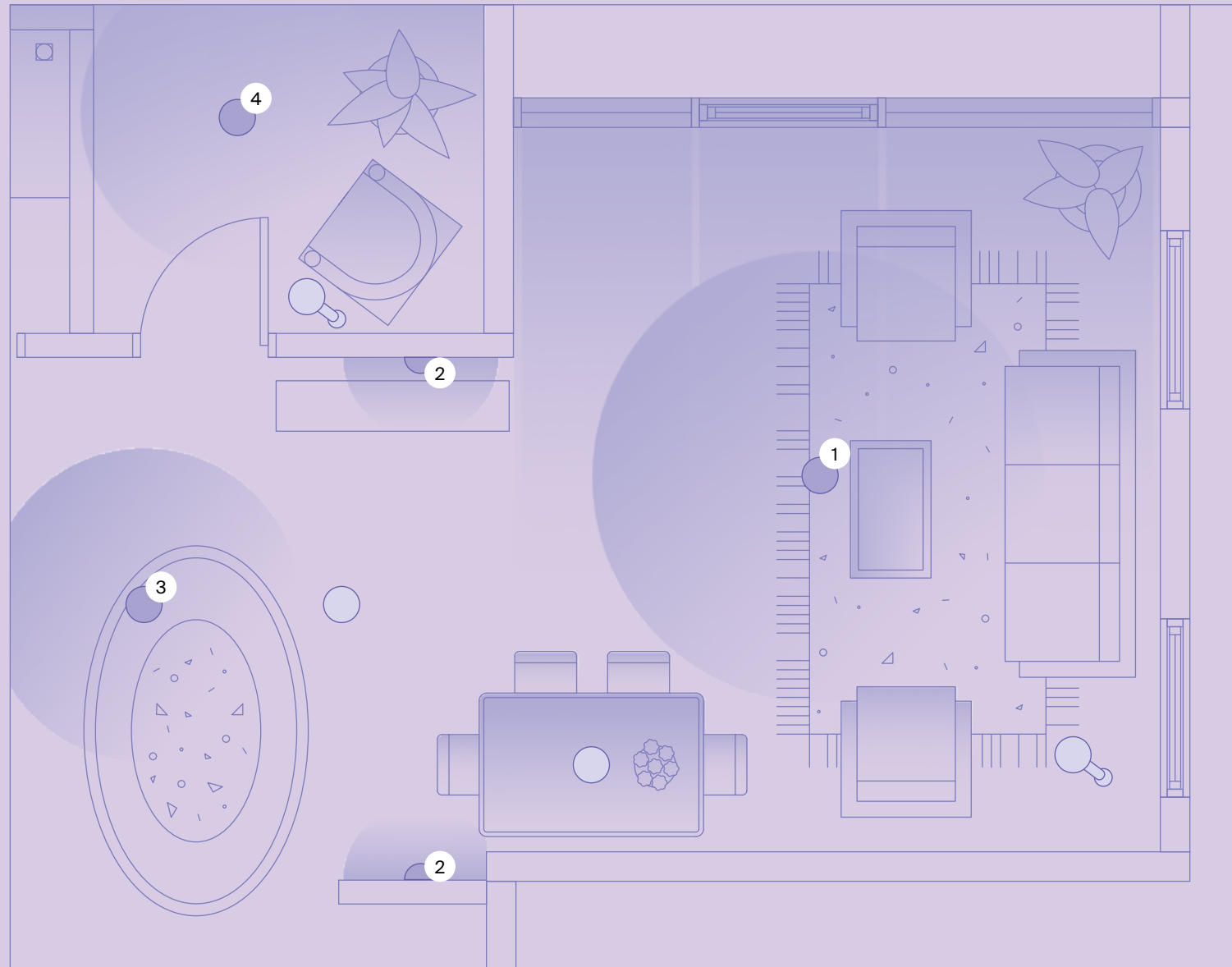


-   
 1 MOD411PL-06G
-   
 2 Z177-FL-01-BR
-   
 3 MOD056PL-L12G3K
-   
 4 MOD324WL-01BS

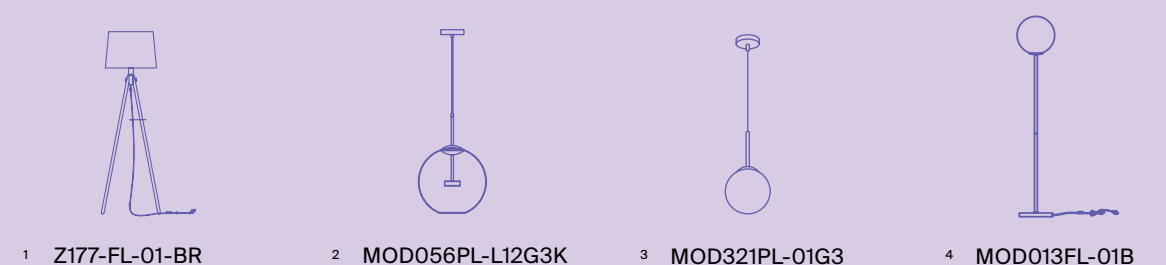
-   
 5 MOD321PL-01G3
-   
 6 MOD013FL-01B
-   
 7 MOD617CL-04GR



-   
 1 MOD056PL-L12G3K
-   
 2 MOD321PL-01G3
-   
 3 MOD013FL-01B



1 MOD411PL-06G    2 MOD324WL-01BS    3 MOD321PL-01G3    4 MOD617CL-04GR



1 Z177-FL-01-BR    2 MOD056PL-L12G3K    3 MOD321PL-01G3    4 MOD013FL-01B



# The Sixth Sence

B

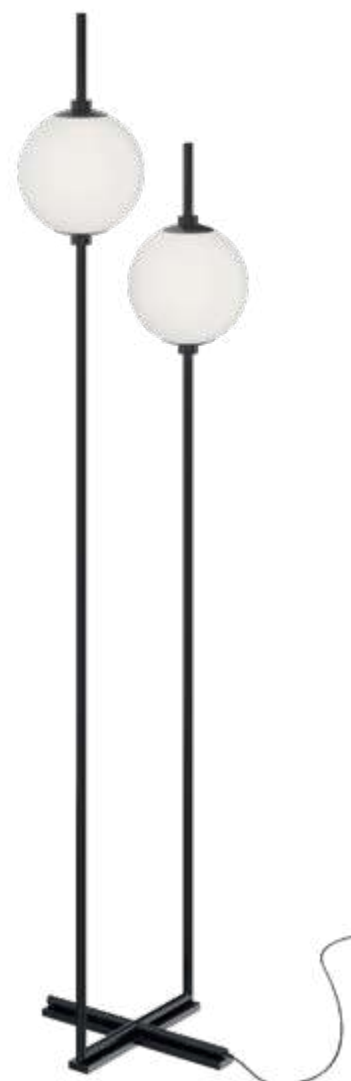


**EN** Metal fittings of black color. Spherical dome lamps of white glass. LED light source with a color temperature of 3000K. Convenient switches at the top of the fittings. Function of separate switching on of light elements.

**DE** Metallbeschläge in Schwarz. Kugelförmige Lampenschirme aus weißem Glas. LED-Lichtquelle mit einer Farbtemperatur von 3000K. Praktische Schalter auf der Oberseite der Beschläge. Lichtelemente separat einschaltbar.

**IT** Armatura in metallo in nero. Plafoniere-sfere di vetro bianco. Sorgente luminosa a LED con temperatura di colore di 3000K. Comodi interruttori nella parte superiore dell'armatura. Funzione di accensione separata di elementi luminosi.

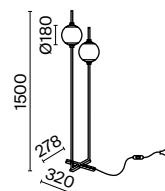
**FR** Armature métallique de couleur noire. Globes sphériques en verre blanc. Source de lumière LED avec une température de couleur de 3 000 K. Interrupteurs confortablement placés sur la partie supérieure de l'armature. Fonction d'allumage indépendant des éléments lumineux.



1

## 1 ■ Z020FL-L12BK

LED 12W 1100lm  
 t° 3000K >80Ra 360°  
 IP 20





# The Sixth Sence

**All we have is the present moment.** A dozen routine tasks absorb us, we get lost; forget about the most important thing. I am convinced that light and design are the two things that can bring us back to the present. The lighting scenarios that we use inside the apartment and house are our key to searching our unique "today". Special skill level is achieved when this search is made intuitively.

**Imagine a lamp that can be controlled without eye contact.** It is interacted on a subconscious, intuitive level. It seems unrealistic, doesn't it? But for quality design, nothing is impossible!

**Developing a new series is always a creative challenge.** Especially, if you have faced non-standard challenge. We developed The Sixth Sense series based on the theory of proprioception. This term was introduced by the scientist Charles Sherrington as early as in 1890. Simply stated, it is a perception of oneself, one's own body in space. This activates proprioceptors. They are on the skin, muscles, and joints. They help us to read out information about the outward and, for example, navigate in a room in complete darkness. Simply put, this is the "sixth sense" that everyone has heard about a lot of times.

Alex Danilin, Lead Product Designer at Maytoni, talked about his work on the new The Sixth Sence series, sources of inspiration, the value of every moment, and how to make life better and easier with quality design.

**Nothing should distract the consumer** – he/she should be able to turn on the lamp with his/her eyes closed, in complete darkness, just focusing on his/her feelings! Therefore, we paid special attention to the sensitivity of the switches, and also got rid of all decorative and structural elements that could make it difficult to find the switch. That is why the base is also part of the electrical system of the floor lamp, from where the cord appears.

To simplify the control, we placed the switches above the dome lamps, rather than beneath. They are at arm's length when a person sits in a chair or arm-chair (or at bent arm's length when he/she stands). I think it is very convenient. At the same time, the floor lamp has two dome lamps with a moderate luminous flux. Each of them is turned on separately. You can select the light level in just one or two strokes!

**I am convinced every time that design has no boundaries!** It opens up new opportunities all the time. Opportunities that allow making an everybody's life better, easier and more natural. I like to create things that people really need: easy to use, relevant, contemporary and good enough to live with for a lifetime. Such project work associated with fullness, awareness, inspiration and range expansion. I hope we managed to convey this feeling and everyone who interacts with The Sixth Sense series will feel something similar.





# Avant-garde

B BS CH

NEW IP20 0

**EN** Metal fittings, shades – matte black, brass, chrome. Spherical dome lamp – glass, color – white. Hidden mount. Original geometry in design. Clear shady pattern.

**DE** Metallbeschläge, Farbtöne: mattes Schwarz, Messing, Chrom. Kugelförmiger Lampenschirm aus Glas, Farbton: Weiß. Verdeckte Befestigung. Eigenartige Geometrie im Design. Blankes Schattenbild.

**IT** Armatura in metallo, Plafoniere: nero opaco, ottone, cromo. Plafoniera-sfera - vetro, colore - bianco. Ganci nascosti. Geometria originale nel design. Pulito disegno d'ombra.

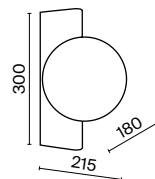
**FR** Armature en métal, teintes : noir mat, laiton, chrome. Globe sphérique en verre blanc. Fixation dissimulée. Géométrie au design original. Dessin d'ombre net.



1 ■ ■ ■

1 ■ **MOD324WL-01B**  
■ **MOD324WL-01BS**  
■ **MOD324WL-01CH**

1 × G9 25 W  
IP 20



# Basic form

MB MW G

NEW IP20

**EN** Fittings material – metal. Shades – gold, white, black. Rounded dome lamps of frosted white glass. Universal forms, minimalistic design. Light source – lamp with E14 base.

**DE** Material der Beschläge: Metall. Farbtöne: Gold, Weiß, Schwarz. Rundliche Lampenschirme aus weißem Milchglas. Universelle Formen, minimalistisches Design. Lichtquelle: Leuchtmittel mit einer Fassung E14.

**IT** Materiale dell'armatura - metallo. Sfumature: oro, bianco, nero. Plafoniere tonde in vetro bianco opaco. Forme universali, design minimalista. La sorgente luminosa è una lampadina con attacco E14.

**FR** Matériel de l'armature : métal. Teintes : dorée, blanc, noir. Globes arrondis en verre blanc mat. Formes universelles, design minimaliste. Source de lumière : ampoule à culot E14.



2



1



3

1 **MOD321PL-05W1**

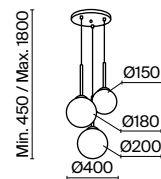
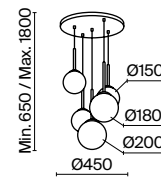
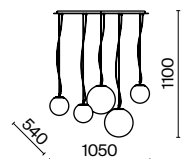
5 x E27 40W  
IP 20

2 **MOD321PL-05G**

5 x E14 40W  
IP 20

3 **MOD321PL-03G**

3 x E14 40W  
IP 20



# Basic form



4 ■



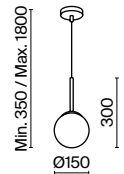
5 ■



6 ■

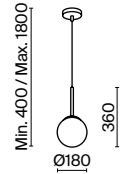
4 ■ MOD321PL-01G1

1 x E14 40 W  
IP 20



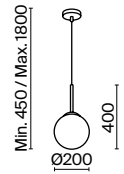
5 ■ MOD321PL-01G2

1 x E14 40 W  
IP 20



6 ■ MOD321PL-01G3

1 x E14 40 W  
IP 20



7 ■ □ ■



8 ■ □



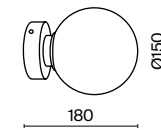
9 ■



10 ■

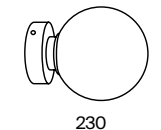
7 ■ MOD321WL-01B  
□ MOD321WL-01W  
■ MOD321WL-01G1

1 x E14 40 W  
IP 20



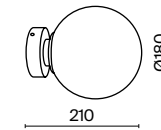
8 ■ MOD321WL-01B1  
□ MOD321WL-01W1

1 x E14 40 W  
IP 20



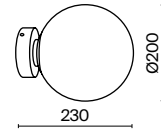
9 ■ MOD321WL-01G2

1 x E14 40 W  
IP 20



10 ■ MOD321WL-01G3

1 x E14 40 W  
IP 20





# Basic form



11 ■ □ ■



12 ■ □ ■



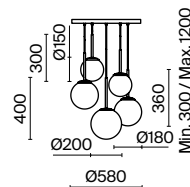
13 ■ □



14 ■ □

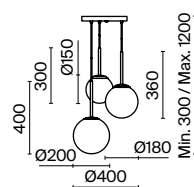
11 ■ MOD321PL-05B  
 □ MOD321PL-05W  
 ■ MOD321PL-05G1

⚡ 5 × E14 40W  
 IP 20



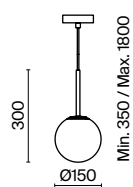
12 ■ MOD321PL-03B  
 □ MOD321PL-03W  
 ■ MOD321PL-03G1

⚡ 3 × E14 40W  
 IP 20



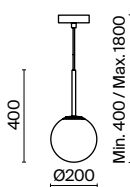
13 ■ MOD321PL-01B  
 □ MOD321PL-01W

⚡ 1 × E14 40W  
 IP 20



14 ■ MOD321PL-01B1  
 □ MOD321PL-01W1

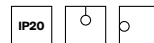
⚡ 1 × E14 40W  
 IP 20



MOD321PL-01B



# Vesper



**EN** Metal fittings, shade – gold. Metal dome lamps are colored in gold from inside. External side in two shade options: black and white. Rotary mechanism, revolving horns.

**DE** Metallbeschläge in Gold. Lampenschirme aus Metall, auf der Innenseite in Gold lackiert. Außenseite in zwei Farbtönen: Schwarz und Weiß. Schwenkmechanismus, drehbare Arme.

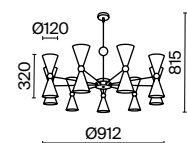
**IT** Armatura in metallo, tonalità – oro. Le plafoniere in metallo sono verniciate all'interno in colore ottone. Il lato esterno è disponibile in due varianti di colore: bianco e nero. Meccanismo girevole, luci ruotano.

**FR** Armature en métal, teinte : dorée. L'intérieur des globes métalliques sont teints en couleur dorée. Le côté extérieur existe en deux teintes : noir et blanc. Mécanisme orientable, les bras sont pivotants.

1  2  

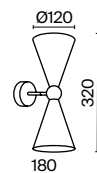
1  **MOD108PL-14WG**  
 **MOD108PL-14GB**

💡 14 x E14 40 W  
 IP 20



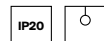
2  **MOD108WL-02WG**  
 **MOD108WL-02GB**

💡 2 x E14 40 W  
 IP 20



# Balance

G



**EN** Metal fittings of gold color. Dome lamps of frosted blown glass are mounted on metal arcs. Height is adjustable using cables. Light source – lamps with G9 base.

**DE** Metallbeschläge in Gold. Lampenschirme aus geblasenem Glas, mit Befestigung an Metallbögen. Durch Seile einstellbare Höhe. Lichtquelle: Leuchtmittel mit einer Fassung G9.

**IT** Armatura in metallo color oro. Le plafoniere sono realizzate in vetro soffiato opaco e sono fissate ad archi in metallo. L'altezza è regolabile con cavi. Sorgente luminosa - lampadine con attacco G9.

**FR** Armature en métal de couleur dorée. Les globes en verre soufflé mat sont fixés sur des arceaux métalliques. La hauteur est réglable à l'aide d'un câble. Source de lumière : ampoules à culot G9.



1

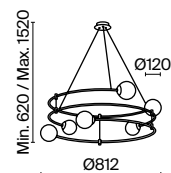


2



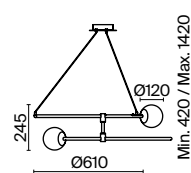
1 **MOD317PL-06G**

6 x G9 40 W  
IP 20



2 **MOD317PL-04G**

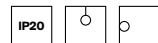
4 x G9 40 W  
IP 20





# Rendez-vous

BS



**EN** Metal fittings of brass color. Spherical dome lamps of frosted white glass. Trend streamlined forms. Retro style design. Light source – lamps with E14 base.

**DE** Metallbeschläge in Messing. Kugelförmige Lampenschirme aus weißem Milchglas. Trendige Stromlinienformen. Design im Retro-Stil. Lichtquelle: Leuchtmittel mit einer Fassung E14.

**IT** Armatura in metallo verniciato in color ottone. Plafoniere-sfere di vetro bianco opaco. Forme aerodinamiche alla moda. Design in stile retrò. Sorgente luminosa - lampadine con attacco E14.

**FR** Armature en métal peint de couleur laiton. Globes sphériques en verre blanc mat. Formes épurées tendance. Design dans le style rétro. Source de lumière : ampoules à culot E14.



1



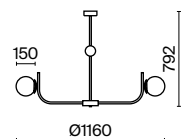
2



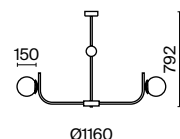
3

1 ■ **MOD109PL-10BS**

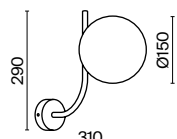
⊙ 10 × E14 40W  
IP 20

2 ■ **MOD109PL-08BS**

⊙ 8 × E14 40W  
IP 20

3 ■ **MOD109WL-01BS**

⊙ 1 × E14 40W  
IP 20





# Flusso

BZ

NEW IP20

**EN** Metal fittings in a bronze shade. The spherical dome lamp is of transparent blown glass. Decor - hanging chains inside the ceiling, hidden light source.

**DE** Beschläge aus Metall in einem bronzefarbenen Farbton. Kugelförmiger Lampenschirm: transparentes geblasenes Glas. Dekor: Anhängerketten im Inneren des Lampenschirms. Versteckte Lichtquelle.

**IT** Armatura metallica in una tonalità bronzo. Plafoniera - sfera è in vetro soffiato trasparente. Decor - catene appese all'interno del soffitto, fonte di luce nascosta.

**FR** Armature métallique dans une teinte de bronze. Globe sphérique en verre soufflé transparent. Décoration : chaînes suspendues à l'intérieur du globe. Source lumineuse dissimulée.



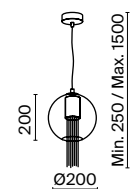
1 ■



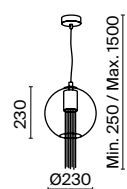
2 ■

1 ■ **P095PL-01BZ**

1 × GU10 40W  
IP 20

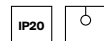
2 ■ **P095PL-01BZ1**

1 × GU10 40W  
IP 20



# Telford

G



**EN** Metal fittings of gold color. Dome lamps of frosted white glass. Telford decorative element of dome lamp – steel wire grating of the same color as the fittings. Adjustable height.

**DE** Metallbeschläge in Gold. Lampenschirm aus weißem Milchglas. Dekor des Lampenschirms Telford: Ein Stahldrahtgitter im Farbton der Beschläge. Einstellbare Höhe.

**IT** Armatura in metallo color oro. Plafoniera in vetro bianco opaco. Soffitto decorativo Telford - griglia in filo d'acciaio da abbinare ai Armatura. Altezza regolabile.

**FR** Armature en métal de couleur dorée. Globe en verre blanc mat. Décoration du globe Telford : grille en fils d'acier de la couleur de l'armature. Hauteur réglable.



1



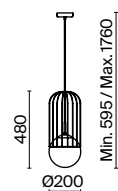
2



3

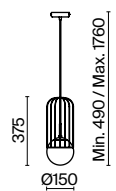
1 **P363PL-01G**

1 × E27 40 W  
IP 20



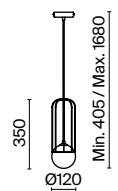
2 **P362PL-01G**

1 × E27 40 W  
IP 20



3 **P361PL-01G**

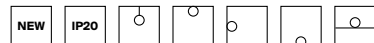
1 × G9 25 W  
IP 20





# Erich

G N BS



**EN** Metal fittings, shades – nickel, brass. Dome lamps – blown glass of white color. Wide range. The floor and table lamps have a dome lamp with adjustable position. Adjustable height.

**DE** Metallbeschläge, Farbtöne: Nickel, Messing. Lampenschirme: Weißes geblasenes Glas. Eine breite Palette. Bei der Stehleuchte und Tischleuchte kann die Position des Lampenschirms geändert werden. Einstellbare Höhe.

**IT** Armatura in metallo, Plafoniere - nichel, ottone. Le plafoniere sono in vetro soffiato bianco. Gamma ampia. La posizione delle plafoniere della lampada da terra e della lampada da tavolo è regolabile. Altezza regolabile.

**FR** Armature métallique, teintes : nickel, laiton. Globes en verre soufflé de couleur blanche. Large assortiment. Possibilité de modifier la position du globe du lampadaire et de la lampe de bureau. Hauteur réglable.



1



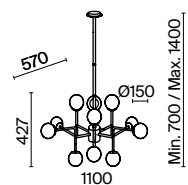
2



3

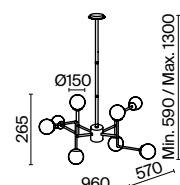
1 **MOD221-PL-12-G**  
**MOD221-PL-12-N**

⚡ 12 x E14 40W  
IP 20



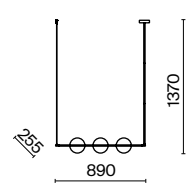
2 **MOD221-PL-08-G**  
**MOD221-PL-08-N**

⚡ 8 x E14 40W  
IP 20



3 **MOD221PL-03BS**  
**MOD221PL-03N**

⚡ 3 x E14 40W  
IP 20



MOD221PL-03BS



# Erich



4 ■ ■ ■



5 ■ ■ ■



6 ■ ■ ■



7 ■ ■ ■



8 ■ ■ ■



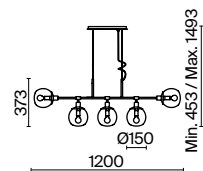
9 ■ ■ ■



10 ■ ■ ■

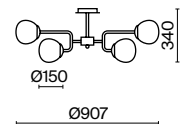
4 ■ ■ ■ MOD221-PL-05-G  
 ■ ■ ■ MOD221-PL-05-N

⚡ 5 x E14 40W  
 IP 20



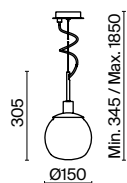
5 ■ ■ ■ MOD221PL-10G  
 ■ ■ ■ MOD221PL-10N

⚡ 10 x E14 40W  
 IP 20



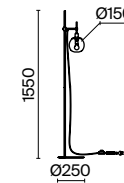
6 ■ ■ ■ MOD221-PL-01-G  
 ■ ■ ■ MOD221-PL-01-N

⚡ 1 x E14 40W  
 IP 20



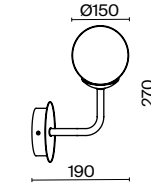
7 ■ ■ ■ MOD221-FL-01-G  
 ■ ■ ■ MOD221-FL-01-N

⚡ 1 x E14 40W  
 IP 20



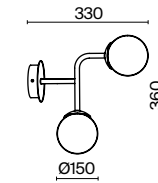
8 ■ ■ ■ MOD221-WL-01-G  
 ■ ■ ■ MOD221-WL-01-N

⚡ 1 x E14 40W  
 IP 20



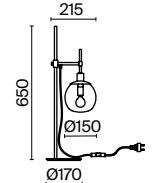
9 ■ ■ ■ MOD221-WL-02-G  
 ■ ■ ■ MOD221-WL-02-N

⚡ 2 x E14 40W  
 IP 20



10 ■ ■ ■ MOD221-TL-01-G

⚡ 1 x E14 40W  
 IP 20



# Ring



# Ring

B W BS

NEW IP20

**EN** Metal fittings in three shades: white, black, brass. Spherical dome lamps are fixed on rounded metal frame. Dome lamp material – blown glass, color – white. Height of pendant models is adjustable.

**DE** Metallbeschläge in drei Farbtönen: Weiß, Schwarz, Messing. Kugelförmige Lampenschirme sind auf einem runden Metallrahmen befestigt. Material der Lampenschirme: Geblasenes Glas, Farbton: Weiß. Einstellbare Höhe der Pendelmodelle.

**IT** Armatura in metallo in tre tonalità: bianco, nero, ottone. Le plafoniere-sfere sono fissate su una struttura metallica arrotondata. Materiale delle plafoniere - vetro soffiato, colore - bianco. L'altezza dei modelli a sospensione è regolabile.

**FR** Armature en métal en trois teintes : blanc, noir, laiton. Globes sphériques fixés sur une carcasse métallique ronde. Matériau des globes : verre soufflé, couleur : blanc. Hauteur des modèles de suspensions réglable.



1 ■ ■ ■



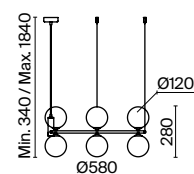
2 ■ ■ ■



3 ■ ■ ■

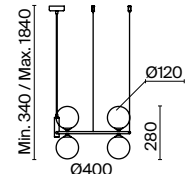
1 ■ **MOD013PL-06B**  
 □ **MOD013PL-06W**  
 ■ **MOD013PL-06BS1**

⚡ 6 × G9 25 W  
 IP 20



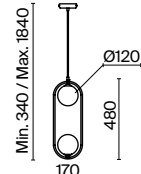
2 ■ **MOD013PL-04B**  
 □ **MOD013PL-04W**  
 ■ **MOD013PL-04BS1**

⚡ 4 × G9 25 W  
 IP 20



3 ■ **MOD013PL-02B**  
 □ **MOD013PL-02W**  
 ■ **MOD013PL-02BS1**

⚡ 2 × G9 25 W  
 IP 20





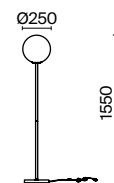
# Ring



4 ■ ■

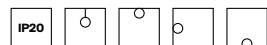
4 ■ **MOD013FL-01B**  
■ **MOD013FL-01BS**

💡 1 × E27 40W  
IP 20



MOD013PL-06BS1

# Nostalgia

B  
MG

**EN** Metal fittings of matte gold color. Spherical dome lamps of frosted blown glass. Fashionable asymmetry in design. Light source – lamps with E14 base.

**DE** Metallbeschläge in mattem Gold. Kugelförmige Lampenschirme aus geblasenem Milchglas. Trendige Asymmetrie im Design. Lichtquelle: Leuchtmittel mit einer Fassung E14.

**IT** Armatura in metallo colore oro opaco. Plafoniere a sfera in vetro soffiato opaco. Asimmetria alla moda nel design. Sorgente luminosa - lampadine con attacco E14.

**FR** Armature en métal de couleur dorée mat. Globes sphériques en verre soufflé mat. Design asymétrique tendance. Source de lumière : ampoules à culot E14.



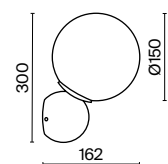
1



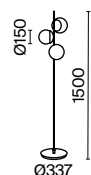
2

1 **MOD048WL-01G**

1 × E14 40 W  
IP 20

2 **MOD048FL-03G**

3 × E14 40 W  
IP 20



# Nostalgia



3



6



7



4



5



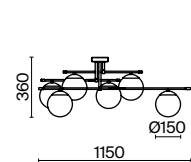
8



9

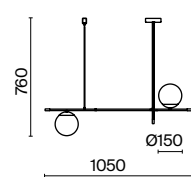
3 ■ MOD048CL-06G

⚡ 6 × E14 40 W  
IP 20



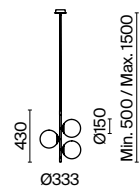
4 ■ MOD048PL-02G

⚡ 2 × E14 40 W  
IP 20



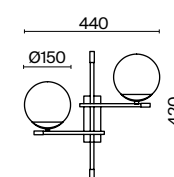
5 ■ MOD048PL-03G

⚡ 3 × E14 40 W  
IP 20



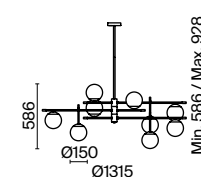
6 ■ MOD050WL-02G

⚡ 2 × E14 40 W  
IP 20



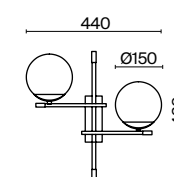
7 ■ MOD048PL-09G

⚡ 9 × E14 40 W  
IP 20



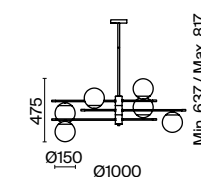
8 ■ MOD048WL-02G

⚡ 2 × E14 40 W  
IP 20



9 ■ MOD048PL-06G

⚡ 6 × E14 40 W  
IP 20





# Uva

G

IP20



**EN** Metal fittings of gold color. White spherical dome lamps of frosted glass. Frame of the original wavy shape. Height of pendant models is adjustable using cable.

**DE** Metallbeschläge in Gold. Weiße kugelförmige Lampenschirme aus Milchglas. Rahmen in eigenartiger welliger Form. Durch Seile einstellbare Höhe der Pendelmodelle.

**IT** Armatura in metallo color oro. Plafoniere-sfere bianche di vetro opaco. Struttura dalla forma ondulata originale. L'altezza dei modelli a sospensione è regolabile con un cavo.

**FR** Armature métallique en teinte dorée. Globes sphériques blancs en verre soufflé. Carcasse de forme ondulée originale. Hauteur des modèles de suspensions réglable par câble.



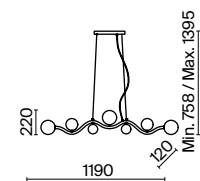
1



2

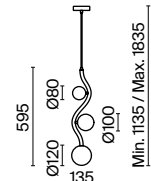
1 ■ **MOD059PL-07G**

☏ 7 × G9 28 W  
IP 20



2 ■ **MOD059PL-03G**

☏ 3 × G9 28 W  
IP 20



# Cometa

MG



**EN** Fittings material— metal, color — matte gold. Dome lamp of transparent blown glass. LED light source. Adjustable height.

**DE** Material der Beschläge: Metall, Farbton: Mattes Gold. Lampenschirm aus transparentem geblasenem Glas. LED-Lichtquelle. Einstellbare Höhe.

**IT** Materiale dell'armatura - metallo, colore - oro opaco. Plafoniera in vetro soffiato trasparente. Sorgente luminosa a LED. Altezza regolabile.

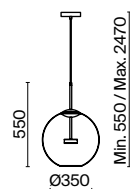
**FR** Matériel de l'armature : métal, couleur : dorée mat. Globe en verre soufflé transparent. Source de lumière LED. Hauteur réglable.



1

1 ■ **MOD056PL-L12G3K**

LED 12W 750lm  
 t° 3000K >80Ra 360°  
 IP 20





# Aster

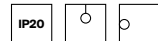
**EN** Metal fittings of gold color. Spherical decorative elements of molded corrugated glass. The combination of amber and transparent shades in the decoration. Adjustable height. Light source – lamps with E14 base.

**DE** Metallbeschläge in Gold. Sphärischer Dekor aus gestanztem Reliefglas. Eine Kombination aus bernsteinfarbenem und transparentem Farbton im Dekor. Einstellbare Höhe. Lichtquelle: Leuchtmittel mit einer Fassung E14.

**IT** Armatura in metallo color oro. Decoro sferico in vetro goffrato stampato. Una combinazione di sfumature ambrate e trasparenti nel decoro. Altezza regolabile. Sorgente luminosa - lampadine con attacco E14.

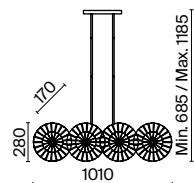
**FR** Armature métallique de couleur dorée. Élément décoratif sphérique en verre gaufré estampé. Combinaison des teintes ambre et transparente dans l'élément décoratif. Réglable en hauteur. Source de lumière : ampoules à culot E14.

G



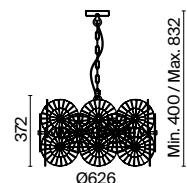
1 ■ **MOD007PL-08G1**

⚡ 8 × E14 40 W  
IP 20



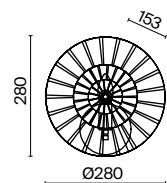
2 ■ **MOD007PL-08G**

⚡ 8 × E14 40  
IP 20



3 ■ **MOD007WL-01G**

⚡ 1 × E14 40 W  
IP 20

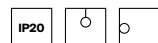




# Fortano

B

BS



**EN** Metal fittings, shade – brass. Glass dome lamps of white color. Part of the elements are colored in a contrasting black tint. Geometry in design: cylindrical dome lamps, rectangular horns.

**DE** Metallbeschläge, Farbton: Messing. Lampenschirme aus Glas in Weiß. Ein Teil der Elemente ist in einem kontrastierenden schwarzen Farbton gefärbt. Geometrie im Design: zylindrische Lampenschirme, rechteckige Arme.

**IT** Armatura in metallo, tonalità - ottone. Plafoniere in vetro bianco. Alcuni degli elementi sono tinti di nero a contrasto. Geometria nel design: Plafoniere cilindriche, luci rettangolari.

**FR** Armature en métal, teinte : laiton. Globes en verre de couleur blanche. Une partie des éléments est peinte dans une teinte de contraste noire. Géométrie dans le design : globes cylindriques, bras rectangulaires.



1



2



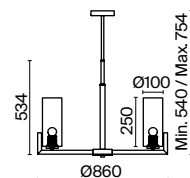
3



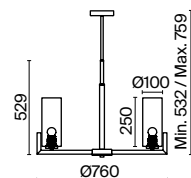
4

1 ■ **MOD089PL-10BS**

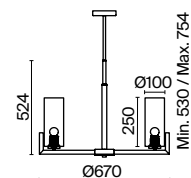
⊙ 10 × E27 40W  
IP 20

2 ■ **MOD089PL-08BS**

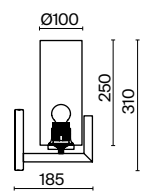
⊙ 8 × E27 40W  
IP 20

3 ■ **MOD089PL-06BS**

⊙ 6 × E27 40W  
IP 20

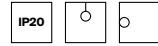
4 ■ **MOD089WL-01BS**

⊙ 1 × E27 40W  
IP 20



# Ligero

BS



**EN** Fittings – metal, color – brass. Dome lamps – transparent glass with moiré effect. The height of the pendant lamp is adjustable. Light source – lamp with E27 base.

**DE** Beschläge aus Metall, Farbe: Messing. Lampenschirme: Transparentes Glas mit Moiré-Effekt. Einstellbare Höhe der Pendelleuchte. Lichtquelle: Leuchtmittel mit einer Fassung E27.

**IT** Armatura - metallo, colore - ottone. Plafoniere - vetro trasparente con effetto moiré. L'altezza della lampada a sospensione è regolabile. La sorgente luminosa è una lampadina con attacco E27.

**FR** Armature : métal, couleur : laiton. Globes en verre transparent avec effet moiré. Hauteur de la suspension réglable. Source de lumière : ampoule à culot E27.



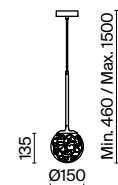
1



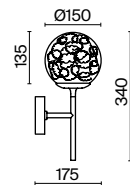
2

1 ■ **MOD061PL-01BS**

💡 1 × E27 40 W  
IP 20

2 ■ **MOD061WL-01BS**

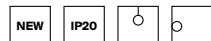
💡 1 × E27 40 W  
IP 20





# Vision

G



**EN** Fittings – aluminum, color – gold. Double glass dome lamp: internal – frosted, external – transparent. Style – Italian neoclassical. Iconic shapes of the 60s in design.

**DE** Aluminiumbeschläge, Farbton: Gold. Doppelter Lampenschirm aus Glas: Innenseite matt, Außenseite transparent. Stil: Italienische Neoklassik. Kultige Formen der 60er Jahre im Design.

**IT** Armatura - alluminio, colore - oro. Doppia plafoniera in vetro: interna - opaca, esterna - trasparente. Stile - neoclassico italiano. Forme iconiche degli anni '60 nel design.

**FR** Armature : aluminium, couleur : dorée. Globe double en verre : intérieur mat, extérieur transparent. Style : italien néoclassique. Formes culte du design des années 60.



1



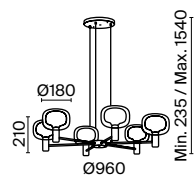
2



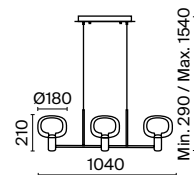
3

1 ■ **MOD411PL-06G**

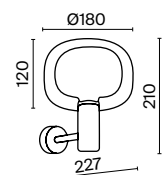
⊙ 6 × E14 60 W  
IP 20

2 ■ **MOD411PL-03G**

⊙ 3 × E14 60 W  
IP 20

3 ■ **MOD411WL-01G**

⊙ 1 × E14 60 W  
IP 20





# Aura

BS

NEW IP20

**EN** Metal fittings, color – brass. Dome lamps – double blown glass. Internal part – frosted, external – transparent. Elegant neoclassic, trendy rounded shapes.

**DE** Metallbeschläge, Farbton: Messing. Lampenschirme: Doppeltes geblasenes Glas. Innenseite matt, Außenseite transparent. Elegante Neoklassik, trendige abgerundete Formen.

**IT** Armatura in metallo, colore - ottone. Plafoniere - doppio vetro soffiato. L'interno è opaco, l'esterno è trasparente. Eleganti forme arrotondate neoclassiche alla moda.

**FR** Armature métallique, couleur laiton. Globe en verre double soufflé. Partie intérieure mate, partie extérieure transparente. Néoclassique élégant, formes arrondies tendance.



2



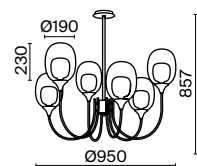
1



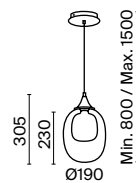
3

1 ■ **MOD016PL-06BS**

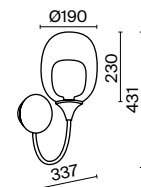
⚡ 6 × E14 60 W  
IP 20

2 ■ **MOD016PL-01BS**


⚡ 1 × E14 60 W  
IP 20

3 ■ **MOD016WL-01BS**

⚡ 1 × E14 60 W  
IP 20



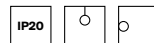
# Arco





# Arco

BS



**EN** Metal fittings plated in brass color. Dome lamps – transparent blown glass with corrugated texture. The height of the chandeliers is adjustable with a bar. Light source – lamps with G9 base.

**DE** Metallbeschläge, galvanisiert im Farbton Messing. Lampenschirme: Transparentes geblasenes Glas mit einer geprägten Textur. Durch eine Stange einstellbare Höhe der Kronleuchten. Lichtquelle: Leuchtmittel mit einer Fassung G9.

**FR** L'armature en métal est galvanisée en couleur or. Les plafonniers sont en verre soufflé transparent goffré. L'altitude des lampadaires est réglable avec un'asta. Source lumineuse - lampadine avec attacco G9.

**FR** Armature en métal galvanisée de couleur laiton. Globes en verre soufflé transparent texturé. Hauteur du lustre réglable par sangle. Source de lumière : ampoules à culot G9.



1



2



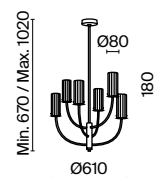
3



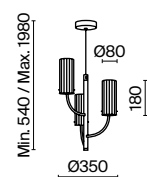
4

1 ■ **MOD223PL-06BS**

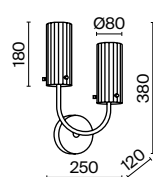
⊙ 6 × G9 40 W  
IP 20

2 ■ **MOD223PL-03BS**

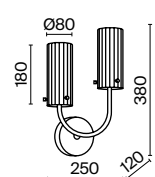
⊙ 3 × G9 40 W  
IP 20

3 ■ **MOD223WL-02BS**

⊙ 2 × G9 40 W  
IP 20

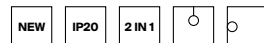
4 ■ **MOD223WL-02BS1**

⊙ 2 × G9 40 W  
IP 20





# Antic



**EN** Metal fittings plated in gold color. Dome lamp of cast glass with a corrugated texture, shades – white, cognac, grey. Light source – lamp with E14 base.

**DE** Metallbeschläge, galvanisiert im Farbton Gold. Lampenschirme aus gegossenem Glas mit geriffelter Textur, Farbtöne: Weiß, Cognac, Grau. Lichtquelle: Leuchtmittel mit einer Fassung E14.

**FR** L'armatura in metallo è galvanizzata in colore oro. Plafoniera in vetro colato goffrato, sfumature: bianco, cognac, grigio. La sorgente luminosa è una lampadina con attacco E14.

**FR** Armature en métal galvanisée de couleur dorée. Globe en verre coulé avec texture ondulée, teinte : blanc, cognac, gris. Source de lumière : ampoule à culot E14.

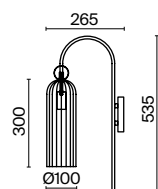
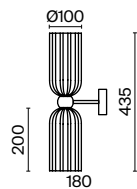
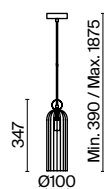


- |  |  |  |
|--|--|--|
| 1 <input type="checkbox"/> <b>MOD302PL-01W</b> | 2 <input type="checkbox"/> <b>MOD302WL-02W</b> | 3 <input type="checkbox"/> <b>MOD302WL-01W</b> |
| <input type="checkbox"/> <b>MOD302PL-01CG</b>  | <input type="checkbox"/> <b>MOD302WL-02CG</b>  | <input type="checkbox"/> <b>MOD302WL-01CG</b>  |
| <input type="checkbox"/> <b>MOD302PL-01GR</b>  | <input type="checkbox"/> <b>MOD302WL-02GR</b>  | <input type="checkbox"/> <b>MOD302WL-01GR</b>  |

1 1 x E14 40 W  
IP 20

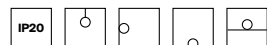
2 2 x E14 40 W  
IP 20

3 1 x E14 40 W  
IP 20



# Alicante

N



**EN** Fittings material – metal, color – nickel. Lampshades made of white fabric on PVC. Decor of the central part and horns – transparent cast glass with corrugated texture. The height of the chandelier is adjustable by the length of the chain.

**DE** Material der Beschläge: Metall, Farbton: Nickel. PVC-Lampenschirme aus weißem Stoff. Dekor des zentralen Teils und der Arme: Transparentes gegossenes Glas mit geriffelter Textur. Durch die Länge der Kette einstellbare Höhe der Kronleuchte.

**FR** Materiale dell'armatura - metallo, colore - nickel. Paralumi in tessuto bianco su PVC. Il decoro della parte centrale e delle luci è in vetro colato trasparente goffrato. L'altezza del lampadario è regolata dalla lunghezza della catena.

**FR** Matériau de l'armature : métal, couleur : nickel. Abat-jours en tissu blanc sur PVC. Élément décoratif de la partie centrale et des bras en verre coulé transparent texturé. Hauteur du lustre réglable par une longue chaîne.



1



4



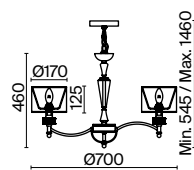
2



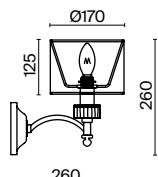
3

1 **MOD014CL-06N**

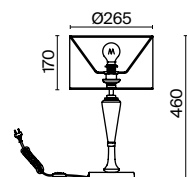
⊙ 6 × E14 40 W  
IP 20

2 **MOD014WL-01N**

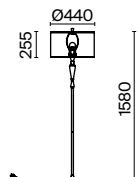
⊙ 1 × E14 40 W  
IP 20

3 **MOD014TL-01N**

⊙ 1 × E14 40 W  
IP 20

4 **MOD014FL-01N**

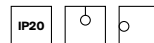
⊙ 1 × E27 40 W  
IP 20





# Anna

AG



**EN** Antique gold fittings, material – metal. Lampshade of cream textile, applied to PVC. Frame and decorative elements of composition in the form of metal rings. Height of pendant models is adjustable.

**DE** Beschläge im Farbton antikes Gold, Material: Metall. Lampenschirm aus cremefarbenem Textil, auf PVC aufgetragen. Rahmen und Dekor der Komposition in Form von Metallringen. Einstellbare Höhe der Pendelmodelle.

**IT** L'armatura è di tonalità oro antico, il materiale è metallo. Paralume in tessuto panna applicato su PVC. Struttura e decoro della composizione a forma di anelli di metallo. L'altezza dei modelli a sospensione è regolabile.

**FR** Armature en teinte dorée ancien, matériau : métal. Abat-jour en textile crème appliqué sur PVC. Carcasse et élément décoratif de la composition sous forme d'anneaux métalliques. Hauteur des modèles de suspensions réglable.



1



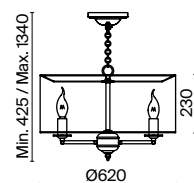
2



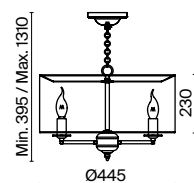
3

1 ■ **H007PL-05G**

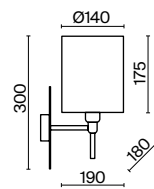
Ⓛ 5 × E14 40 W  
IP 20

2 ■ **H007PL-04G**

Ⓛ 4 × E14 40 W  
IP 20

3 ■ **H007WL-01G**

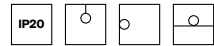
Ⓛ 1 × E14 40 W  
IP 20





# Zaragoza

BS



**EN** Metal fittings, plated in brass color. Some of the elements are colored black. Lampshades of white textile, applied to PVC. Light source – lamps with E14 base.

**DE** Metallbeschläge, galvanisiert im Farbton Messing. Ein Teil der Elemente ist schwarz gefärbt. Lampenschirme aus weißem Textil, auf PVC aufgetragen. Lichtquelle: Leuchtmittel mit einer Fassung E14.

**IT** Armatura metallica galvanizzata in colore ottone. Alcuni degli elementi sono tinti di nero. Paralumi in tessuto bianco applicati su PVC. Sorgente luminosa - lampadine con attacco E14.

**FR** Armature métallique galvanisée en couleur laiton. Partie des éléments teinte en couleur noire. Abat-jours en textile blanc appliqué sur PVC. Source de lumière : ampoules à culot E14.



1



2



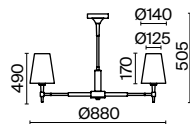
3



4

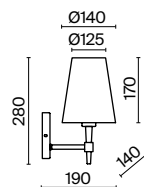
1 **H001CL-07BS**

7 x E14 40W  
IP 20



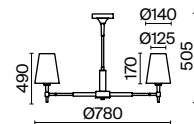
2 **H001WL-01BS**

1 x E14 40W  
IP 20



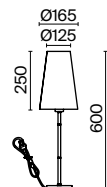
3 **H001CL-05BS**

5 x E14 40W  
IP 20



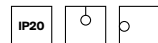
4 **H001TL-01BS**

1 x E14 40W  
IP 20



H001CL-07BS

# Vittoria

G  
CR

**EN** Metal fittings, color – creamy with gold tint. Lampshades of cream textile, applied to PVC. Decorative elements – perforated ornament. Light source – lamps with E14 base.

**DE** Metallbeschläge, Farbton: Creme mit Gold. Lampenschirme aus cremefarbenem Textil, auf PVC aufgetragen. Dekor: Gekerbtes Ornament. Lichtquelle: Leuchtmittel mit einer Fassung E14.

**IT** Armatura in metallo, colore - crema con oro. Paralumi in tessuto color crema applicato su PVC. Decoro - ornamento traforato. Sorgente luminosa - lampadine con attacco E14.

**FR** Armature en métal, couleur crème avec dorée. Abat-jours en textile crème appliqué sur PVC. Élément de décoration : ornement perforé. Source de lumière : ampoules à culot E14.



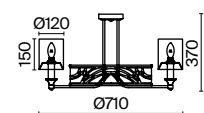
1



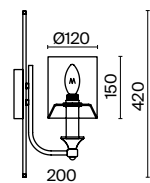
2

1 ■ **H004CL-05BG**

5 × E14 40 W  
IP 20

2 ■ **H005WL-01BG**

1 × E14 40 W  
IP 20





# Bowi

G

IP20 2 IN 1

**EN** Fittings – metal, color – gold. Dome lamps of transparent glass. Frame made of metal frames superimposed on each other. Mount 2 in 1– mounting with or without chain.

**DE** Metallbeschläge in Gold. Lampenschirme aus transparentem Glas. Rahmen aus übereinander angeordneten Metallrähmchen. 2-in-1-Befestigung: Montage mit oder ohne Kette.

**IT** Armatura - metallo, colore - oro. Plafoniere in vetro trasparente. Struttura dai telai metallici sovrapposti l'uno all'altro. Attacco 2 in 1 - montaggio con o senza catena.

**FR** Armature : métal, couleur : dorée. Globes en verre transparent. Carcasse de cadres métalliques superposés les uns sur les autres. Fixation 2 en 1 : pose avec ou sans chaîne.



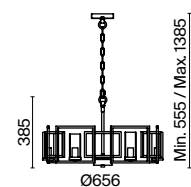
1



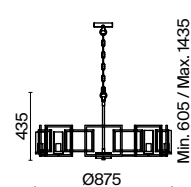
2

1 ■ **H009PL-06G**

⚡ 6 × E14 40W  
IP 20

2 ■ **H009PL-08G**

⚡ 8 × E14 40W  
IP 20





# Messina

G



**EN** Metal fittings of gold color. Lampshade – natural linen on PVC. Metal ornament encircles lampshade. Frosted diffuser.

**DE** Metallbeschläge in Gold. Lampenschirm: Naturleinen auf PVC aufgetragen. Ein Metallornament umgibt den Lampenschirm. Matter Diffusor.

**IT** Armatura in metallo color oro. Paralume - lino naturale su PVC. Un ornamento di metallo circonda il paralume. Diffusore opaco.

**FR** Armature en métal de couleur dorée. Abat-jour en lin naturel sur PVC. Une ornement métallique entoure l'abat-jour. Diffuseur mat.



1



2



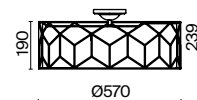
5



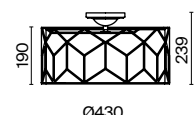
4

1 ■ **H223-PL-05-G**

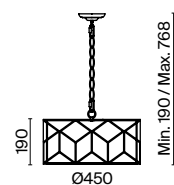
⚡ 5 × E27 60 W  
IP 20

2 ■ **H223-PL-03-G**

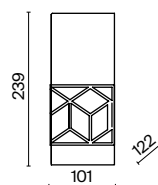
⚡ 3 × E27 60 W  
IP 20

3 ■ **H223PL-03G**

⚡ 4 × E27 40 W  
IP 20

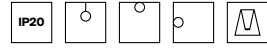
4 ■ **H223-WL-01-G**

⚡ 1 × E14 40 W  
IP 20



# Venera

BS



**EN** Metal fittings, color – brass. Lampshade – cotton on PVC. Wall dome lamp – white glass. Decorative elements – metal ring with perforated ornament. Ceiling model with diffuser. Height of pendant lamps is adjustable.

**DE** Metallbeschläge, Farbton: Messing. Lampenschirm: Baumwolle auf PVC aufgetragen. Lampenschirm der Wandleuchte: Weißes Glas. Dekor: Ein Metallring mit einem gekerbten Ornament. Deckenmodell mit Diffusor. Einstellbare Höhe der Pendelleuchte.

**FR** Armatura in metallo, colore ottone. Paralume - cotone su PVC. Plafoniera dell'applicque - vetro bianco. Decoro - un cerchio di metallo con un ornamento traforato. Modello da soffitto con diffusore. L'altezza delle lampade a sospensione è regolabile.

**FR** Armature en métal, couleur : laiton. Abat-jour : coton sur PVC. Globe applique en verre blanc. Élément décoratif : cercle métallique avec ornement ajouré. Modèles pour plafond avec diffuseur. Hauteur des suspensions réglable.



1



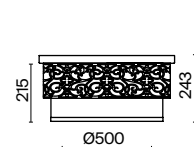
2



3

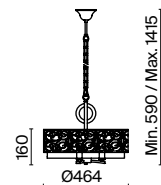
1 ■ **H260-05-N**

⚡ 5 × E27 60 W  
IP 20



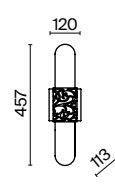
2 ■ **H260-03-N**

⚡ 3 × E14 40 W  
IP 20



3 ■ **H260-02-N**

⚡ 2 × E14 40 W  
IP 20



H260-03-N



# Zeil

BZ



**EN** Metal fittings in bronze color. Dome lamp – transparent blown glass with metal frame. Light source – lamp with E27 base.

**DE** Metallbeschläge in Bronze. Lampenschirm: Transparentes geblasenes Glas mit einem Metallrahmen. Lichtquelle: Leuchtmittel mit einer Fassung E27.

**IT** Armatura in metallo color bronzo. Plafoniera - vetro soffiato trasparente con struttura in metallo. La sorgente luminosa è una lampadina con attacco E27.

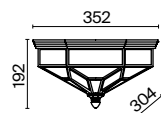
**FR** Armature métallique de couleur bronze. Globe en verre soufflé transparent avec carasse métallique. Source de lumière : ampoule à culot E27.



1 ■

1 ■ **H356-CL-03-BZ**

💡 3 × E27 60W  
IP 43



# Combinare

ABZ

IP20



**EN** Round metal frame of antique bronze color. Dome lamp of white frosted glass. Light source – lamp with E27 base.

**DE** Runder Metallrahmen im Farbton Antike Bronze. Lampenschirm aus weißem Milchglas. Lichtquelle: Leuchtmittel mit einer Fassung E27.

**IT** Armatura tonda in metallo color bronzo antico. Plafoniere in vetro opaco bianco. La sorgente luminosa è una lampadina con attacco E27.


**FR** Carcasse ronde en métal teinte bronze ancien. Globe en verre mat blanc. Source de lumière : ampoule à culot E27.



1 ■

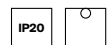
1 ■ **C232-CL-03-R**

3 × E27 60 W  
IP 20





# Pascal



**EN** Metal fittings, shades – antique bronze, white with gold. Dome lamp – frosted glass, sandblasting pattern. Rim and tip with pressed ornament.

**DE** Metallbeschläge, Farbtöne: Antike Bronze, Weiß mit Gold. Lampenschirm: Milchglas, Sandstrahlmuster. Felge und Spitze mit gepresstem Ornament.

**IT** Armatura in metallo, tonalità – bronzo antico, bianco con oro. Plafoniera – vetro opaco, disegno sabbato. Bordo e puntale con ornamento pressato.


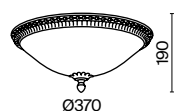
**FR** Armature métallique, teinte : bronze ancien, blanc avec dorée. Globe en verre mat avec dessin par jet de sable. Cerclage et extrémité avec ornement gaufré.



1

1 **C908-CL-03-W**  
**C908-CL-03-R**

3 x E27 40W  
 IP 20



# Bergamo

W CH

NEW IP20

**EN** Metal fittings. Three color scores: white and chrome, black and chrome, chrome. Lampshade of textile and linen, applied to PVC. Colors – beige, grey, white. Lamp with E27 base.

**DE** Metallbeschläge. Drei Farbtöne: Weiß mit Chrom, Schwarz mit Chrom, Chrom. Lampenschirm aus Textil und Leinen, auf PVC aufgetragen. Farbtöne: Beige, Grau, Weiß. Leuchtmittel mit einer Fassung E27.

**IT** Armatura metallica. Tre colori: bianco e cromato, nero e cromato, cromato. Paralume in tessuto e lino applicato al PVC. Colori: beige, grigio, bianco. Lampadina con attacco E27.

**FR** Armature métallique. Trois choix de coloris : blanc et chrome, noir et chrome, chrome. Abat-jour en textile et lin appliqué sur PVC. Couleurs : beige, gris, blanc. Ampoule à culot E27.



1



2



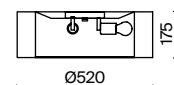
5



4

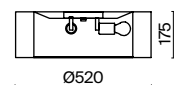
1 **MOD613CL-03W**

3 x E27 60 W  
IP 20



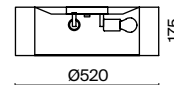
2 **MOD613CL-03W1**

3 x E27 60 W  
IP 20



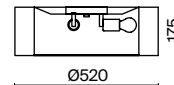
3 **MOD613CL-04GR**

3 x E27 60 W  
IP 20



4 **MOD617CL-04GR**

3 x E27 60 W  
IP 20





# Calvin

B W WD

NEW IP20

**EN** Floor lamp on a tripod. Base material— wood and metal. Decorative wing screws. Cotton lampshade, applied to PVC. Color — beige, white and black.

**DE** Stehleuchte auf einem Stativ. Sockelmaterial: Holz und Metall. Dekorative Flügelschrauben. Lampenschirm aus Baumwolle, auf PVC aufgetragen. Farbtöne: Beige, Weiß und Schwarz.

**IT** Lampada da terra su treppiede. Il materiale di piede è legno e metallo. Viti ad alette decorative. Paralume in cotone applicato al PVC. Colore: beige, bianco e nero.

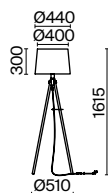
**FR** Lampadaire sur trépied. Matériau de la base : bois et métal. Vis à oreilles décoratives. Abat-jour en coton appliqué sur PVC. Couleur : beige, blanc et noir.



1 ■ ■ ■

1 ■ **Z177FL-01B**  
 □ **Z177FL-01W**  
 ■ **Z177FL-01BR**

1 × E27 60W  
 IP 20



# Campanula

B

IP20



**EN** Fittings - metal telescopic tube in black color. Textile lampshade in black color. The base is made of concrete to maintain the balance of the structure. E27 base.

**DE** Beschläge: Teleskoprohr aus Metall in Schwarz. Lampenschirm aus Textil in Schwarz. Der Sockel besteht aus Beton zum Gleichgewichthalten der Konstruktion. Fassung E27.

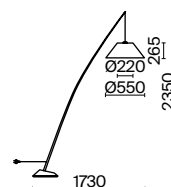
**IT** Armatura: un tubo telescopico in metallo di colore nero. Paralume in tessuto di colore nero. Il piede è in cemento per mantenere l'equilibrio della struttura. Attacco E27.

**FR** Armature : tube métallique télescopique de couleur noire. Abat-jour en textile de couleur noire. Base en béton pour assurer l'équilibre de l'ouvrage. Culot E27.



1 ■ **Z002FL-01B**

1x E27 60W  
IP 20





# Bicones

W GR  
WD WD

IP20

**EN** Fittings and dome lamp of metal in two colors: white and grey. Beech decorative element. The wood is covered with transparent lacquer. Contemporary Scandinavian aesthetics. Adjustable height.

**DE** Beschläge und Lampenschirm aus Metall in zwei Farbtönen: Weiß und Grau. Dekoratives Element aus Buche. Das Holz ist mit farblosem Lack beschichtet. Aktuelle skandinavische Ästhetik. Einstellbare Höhe.

**IT** Armatura e plafoniera in metallo in due tonalità: bianco e grigio. Elemento decorativo in faggio. Il legno è rivestito di lacca incolore. Estetica scandinava contemporanea. Altezza regolabile.

**FR** Armature et globe en métal en deux teintes : blanc et gris. Élément décoratif en hêtre. Bois recouvert d'un vernis incolore. Esthétique scandinave en vogue. Hauteur réglable.



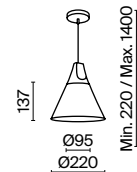
1



2

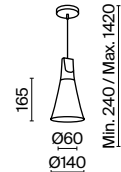
1  **P359-PL-01-W**  
 **P359-PL-220-C**

1 x E27 60 W  
IP 20



2  **P359-PL-140-W**  
 **P359-PL-140-C**

1 x E27 60 W  
IP 20



P359-PL-01-W

P359-PL-140-W

Modern  
industrial

# DAY MOMENTS

Modern  
glass

Modern  
composition



In the daytime, the role of a decorative lamp changes dramatically. From a necessary source of light, it turns into an object of art, an interior sculpture capable to collect the entire image of the interior and supplement it with the necessary expressive feature, thanks to which it will be remembered by all guests and permanent residents.

The main rule in choosing an accent is to find a really suitable place for it. The central chandelier in the middle of the room has finally gone out of fashion, giving place to visual zoning and the positioning of lamps where they are really useful and look maximally beautiful: above dining tables, against the background of decorated walls, next to mirrors, above bedside tables and work areas. When choosing an accent lamp, pay attention to its proportions and deal as freely as possible with the height of the suspension or fixture of the lamp. Sometimes a non-standard approach to the location is the key to the visual solution of the interior.

Another way to set the right accent in the interior is to choose a contrasting color score, the original finish of fittings and dome lamps. To do this, you can rely on the wide range of Maytoni lamps and make your own combination of materials and shades, which will become your unique piece of interior ready-made art.

Finally, Maytoni lamps are objects of design creativity based on its own philosophy and painstaking work. The author's style of the worldwide best designers will make a significant contribution to the visual quality of the image of even the most concise interior.

Bei Tage ändert sich die Rolle der Innenleuchte dramatisch. Sie verwandelt sich von einer notwendigen Lichtquelle in ein Kunstobjekt, eine Innenraum-Skulptur, die das gesamte Bild eines Innenraums zusammenfügen und ihm die notwendige Ausdruckskraft verleihen kann, die ihn für alle Gäste und ständigen Bewohner unvergesslich macht.

Die Grundregel bei der Auswahl eines Akzents besteht darin, einen wirklich guten Platz dafür zu finden. Die Mode für zentrale Kronleuchter in der Mitte des Raums hat einer visuellen Zonierung endgültig Platz gemacht, bei der die Leuchten dort platziert werden, wo sie wirklich nützlich sind und am schönsten aussehen: über Esstischen, an dekorierten Wänden, in der Nähe von Spiegeln, über Nachttischen und Arbeitsbereichen. Achten Sie bei der Auswahl einer Akzentleuchte auf ihre Proportionen und gehen Sie maximal locker mit der Höhe der Aufhängung oder der Befestigung der Leuchte um. Ein unkonventioneller Ansatz zur Positionierung ist manchmal der Schlüssel zur visuellen Attraktivität einer Einrichtung.

Eine weitere Möglichkeit, den richtigen Akzent im Innenraum zu setzen, ist die Wahl einer kontrastierenden Farbgebung, einer originellen Ausführung von Beschlägen und Lampenschirmen. Dazu können Sie auf das breite Sortiment von Maytoni zurückgreifen und Ihre eigene Kombination von Materialien und Farben zusammenstellen, um Ihr eigenes, einzigartiges Ready-Made-Kunstwerk der Innenarchitektur zu schaffen.

Schließlich sind die Leuchten von Maytoni Objekte der Design-Kreativität, hinter denen jeweils eine Philosophie und sorgfältige Arbeit stehen. Die Handschrift der besten Designer der Welt trägt wesentlich zur visuellen Qualität selbst der prägnantesten Einrichtung bei.



MOD099WL-01G




MOD308PL-L9CH3K





MOD070FL-L12B3K



MOD302PL-01W

# Rebel

G CH

NEW LED IP20

**EN** Metal fittings in two colors: chrome and gold. Dome lamp of frosted glass. External glass decorative elements in smoky and amber color. Trend – optical illusion, luminous element floating effect. LED light source. Color temperature is 3000K.

**DE** Metallbeschläge in 2 Farbtönen: Chrom und Gold. Lampenschirm aus Milchglas. Äußerer Glasdekor in Farbtönen Rauch und Bernstein. Trend: Eine optische Täuschung, Effekt eines schwebenden Lichtelements. LED-Lichtquelle. Farbtemperatur 3000K.

**IT** Armatura in metallo in due tonalità: cromo e oro. Plafoniera in vetro opaco. Decoro esterno in vetro affumicato e ambra. Tendenz – illusione ottica, effetto di sospensione dell'elemento luminoso. Sorgente luminosa a LED. Temperatura di colore 3000K.

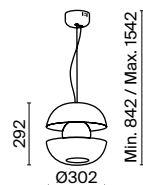
**FR** Armature métallique en deux teintes : chrome et dorée. Globe en verre mat. Élément décoratif extérieur de couleur fumée et ambre. Tendence : illusion d'optique, effet de lévitation de l'élément éclairant. Source de lumière LED. Température de couleur 3 000 K.



1

1 ■ **MOD322PL-L6G3K**  
■ **MOD322PL-L6B3K**

LED 6W 550lm  
t° 3000K >80Ra 360°  
IP 20





# Verticale

CH CG

NEW IP20 LED

**EN** Fittings material- metal, color - chrome. Decorative dome lamp of cast ribbed glass. Dome lamp colors: cognac and chrome. Light source - LED strip. Color temperature is 3000K.

**DE** Material der Beschläge: Metall, Farbton: Chrom. Dekorativer Lampenschirm aus gegossenem geripptem Glas. Farbtöne des Lampenschirms: Cognac und Chrom. Lichtquelle: Lichtband. Farbtemperatur 3000K.

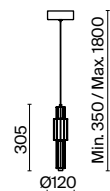
**IT** Materiale dell'armatura - metallo, colore - cromo. Plafoniera decorativa in vetro calato costolato. Tonalità della plafoniera: cognac e cromo. La sorgente luminosa è una striscia LED. Temperatura di colore 3000K.

**FR** Matériau de l'armature : métal, couleur : chrome. Globe décoratif en verre coulé nervuré. Teintes wdu globe : cognac et chrome. Source de lumière : ruban LED. Température de couleur 3 000 K.




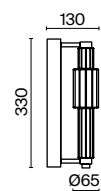
1 **MOD308PL-L9CG3K**  
**MOD308PL-L9CH3K**

LED 8Bt 800lm  
t° 3000K >80Ra 180°  
IP 20



2 **MOD308WL-L9CG3K**  
**MOD308WL-L9CH3K**

LED 8Bt 800lm  
t° 3000K >80Ra 180°  
IP 20



# Amulet

CH



**EN** Metal fittings, color – chrome. Accent decorative elements in the form of relief spheres of cast glass. Light source – LED strip – hidden under acrylic diffuser. Height of pendant lamps is adjustable.

**DE** Metallbeschläge in Chrom. Akzentdekor in Form von geprägten Kugeln aus Gussglas. Lichtquelle: LED-Lichtband, verdeckt unter einem Acryl-Diffusor. Pendelleuchten mit einstellbarer Höhe.

**IT** Armatura in metallo, colore - cromo. Decoro d'accento a forma di sfere a rilievo in vetro colato. La sorgente luminosa – striscia a LED – è nascosta sotto un diffusore in acrilico. Le lampade a sospensione hanno altezza regolabile.

**FR** Armature en métal, couleur : chrome. Élément décoratif d'accentuation sous forme de sphères en verre coulé gaufré. Source de lumière : ruban LED dissimulé sous le diffuseur acrylique. Hauteur des suspensions réglable.



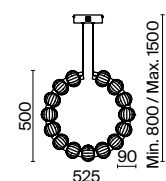
1



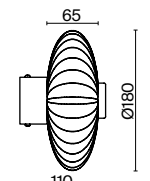
2

1 ■ **MOD555PL-L23CH5K** 2 ■ **MOD555WL-L4CH4K**

LED 26W 800lm  
 t° 4000K >80Ra 120°  
 IP 20



LED 9W 300lm  
 t° 4000K >80Ra 120°  
 IP 20



MOD555WL-L4CH4K



# Amulet



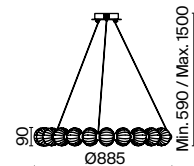
3



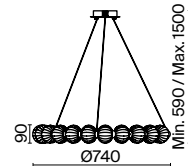
4

3 ■ MOD555PL-L30CH5K 4 ■ MOD555PL-L26CH5K

LED 30W 850lm  
 t° 4000K >80Ra 120°  
 IP 20



LED 23W 700lm  
 t° 4000K >80Ra 120°  
 IP 20



MOD555PL-L30CH5K

# Collar

G CH

NEW IP20 LED

**EN** Metal fittings in two colors: gold and chrome. Decorative dome lamps of three types of glass: cast transparent with vertical pattern, blown frosted and pressed smoked glass with geometric pattern. Light source – LED strip, enclosed in an acrylic diffuser.

**DE** Metallbeschläge in zwei Farbtönen: Gold und Chrom. Drei Arten von dekorativen Lampenschirmen aus Glas: Gegossenes transparentes Glas mit vertikalem Muster, geblasenes Milchglas und gestanztes getöntes Glas mit geometrischem Muster. Lichtquelle: Lichtband, eingeschlossen im Acryl-Diffusor.

**IT** Armatura in metallo in due tonalità: oro e cromo. Plafoniere decorative in vetro di tre tipi: trasparente colato con disegno verticale, soffiato opaco e stampato colorato con disegno geometrico. La sorgente luminosa è una striscia a LED racchiusa in un diffusore in acrilico.


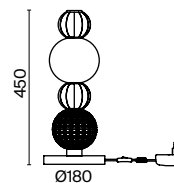
**FR** Armature en métal en deux teintes : dorée et chrome. Globes décoratifs en verre de trois types : verre coulé transparent avec dessin vertical, verre soufflé mat et verre estampé coloré avec dessin géométrique. Source de lumière : ruban LED intégré dans le diffuseur acrylique.



1

1 **MOD301TL-L18G3K1**  
**MOD301TL-L18CH3K**

LED 18 W 300lm  
 t° 3000K >80 Ra  
 IP 20



MOD301TL-L18CH3K



# Collar



2



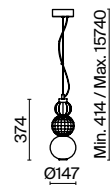
3



4

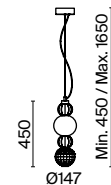
2 ■ **P069PL-L16G3K**

LED 16W 800lm  
t° 3000K >80Ra 360°  
IP 20



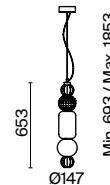
3 ■ **P069PL-L17G3K**

LED 17W 950lm  
t° 3000K >80Ra 360°  
IP 20



4 ■ **P069PL-L35G3K1**

LED 35W 1600lm  
t° 3000K >80Ra 360°  
IP 20



P069PL-L16G3K

P069PL-L35G3K1

P069PL-L17G3K

# Collar



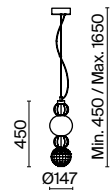
5



6


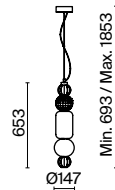
5 ■ P069PL-L17CH3K

LED 17W 950lm  
 t° 3000K >80Ra 360°  
 IP 20



6 ■ P069PL-L35CH3K1

LED 35W 1600lm  
 t° 3000K >80Ra 360°  
 IP 20



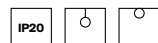
P069PL-L35CH3K1

P069PL-L17CH3K



# Bolla

BS



**EN** Fittings – metal, shade – brass. Spherical dome lamps of blown glass. Plated coating of dome lamps in amber color. Light source – lamps with E27 base.

**DE** Beschläge aus Metall, Farbe: Messing. Kugelförmige Lampenschirme aus geblasenem Glas. Galvanische Beschichtung der Lampenschirme in Bernstein. Lichtquelle: Leuchtmittel mit einer Fassung E27.

**IT** Armatura - metallo, plafoniera - ottone. Sfere in vetro soffiato. Plafoniere galvanizzate in colore ambra. Sorgente luminosa - lampadine con attacco E27.

**FR** Armature : métal, teinte : laiton. Globes sphériques en verre soufflé. Revêtement galvanisé des globes de couleur ambre. Source de lumière : ampoules à culot E27.



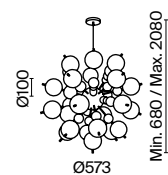
1



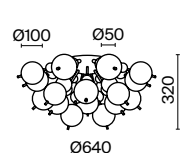
2

1 ■ **MOD133PL-06BS**

⚡ 6 × E27 60 W  
IP 20

2 ■ **MOD133CL-04BS**

⚡ 4 × E27 60 W  
IP 20





# Dallas

B G MG BS CH

NEW IP20

**EN** Metal fittings in five colors: matte black, black, chrome, gold, matte gold, brass. Dome lamps – blown glass. Colors – smoky, amber, cognac, matte white and black. Design with molecular structure simulation. Height of pendant lamps is adjustable using cable. Lamp with G9 base.

**DE** Metallbeschläge in fünf Farbtönen: Mattes Schwarz, Schwarz, Chrom, Gold, Mattes Gold, Messing. Lampenschirme: Geblasenes Glas. Farbtöne: Rauch, Bernstein, Cognac, Mattes Weiß und Schwarz. Design mit Nachahmung der Molekularstruktur. Durch Seile einstellbare Höhe der Pendelleuchten. Leuchtmittel mit einer Fassung G9.

**FR** Ferramenta in metallo in cinque colori: nero opaco, nero, cromo, oro, oro opaco, ottone. Plafoniere - vetro soffiato. Colori: affumicato, ambra, cognac, bianco opaco e nero. Design con imitazione della struttura molecolare. L'altezza delle lampade a sospensione è regolabile con un cavo. Lampadina con attacco G9.

**FR** Armature métallique en cinq couleurs : noir mat, noir, chrome, dorée, dorée mat, laiton. Globes en verre soufflé. Couleurs : fumé, ambre, cognac, blanc mat et noir. Design avec imitation d'une structure moléculaire. Hauteur des suspensions réglable par câble. Ampoule à culot G9.



1 ■ ■ ■ ■ ■



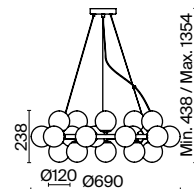
2 ■ ■ ■ ■ ■



3 ■ ■ ■ ■ ■

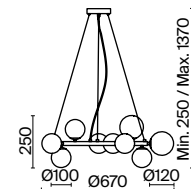
1 ■ **MOD547PL-25B**  
 ■ **MOD547PL-25G**  
 ■ **MOD547PL-25BS**  
 ■ **MOD547PL-25CH**

⚡ 25 x G9 28 W  
 IP 20



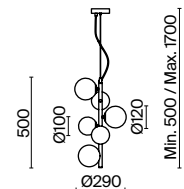
2 ■ **MOD545PL-11B**  
 ■ **MOD545PL-11G**  
 ■ **MOD545PL-11BS**  
 ■ **MOD545PL-11CH**

⚡ 11 x G9 28 W  
 IP 20



3 ■ **MOD545PL-06B**  
 ■ **MOD545PL-06G**  
 ■ **MOD545PL-06BS**  
 ■ **MOD545PL-06CH**

⚡ 6 x G9 28 W  
 IP 20



MOD547PL-25G



# Dallas



4 ■ ■



5 ■ ■



8 ■ ■



9 ■ ■



6 ■ ■



7 ■ ■



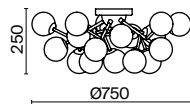
10 ■ ■



11 ■ ■

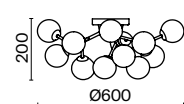
4 ■ MOD545CL-20B  
■ MOD545CL-20BS

⊙ 20 × G9 28 W  
IP 20



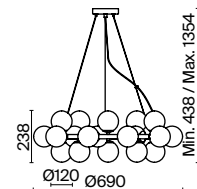
5 ■ MOD545CL-12B  
■ MOD545CL-12BS

⊙ 12 × G9 28 W  
IP 20



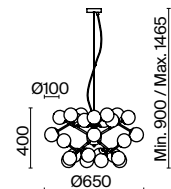
6 ■ MOD545PL-25B  
■ MOD545PL-25BS

⊙ 25 × G9 28 W  
IP 20



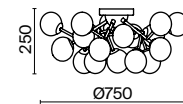
7 ■ MOD545PL-24B  
■ MOD545PL-24BS

⊙ 24 × G9 28 W  
IP 20



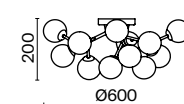
8 ■ MOD545PL-20G  
■ MOD545PL-20CH

⊙ 20 × G9 28 W  
IP 20



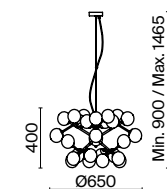
9 ■ MOD545PL-12G  
■ MOD545PL-12CH

⊙ 12 × G9 28 W  
IP 20



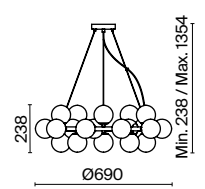
10 ■ MOD545PL-24G  
■ MOD545PL-24CH

⊙ 24 × G9 28 W  
IP 20



11 ■ MOD548PL-25G  
■ MOD548PL-25CH

⊙ 25 × G9 28 W  
IP 20



# Dallas



12 ■ ■ ■ ■ ■



13 ■ ■ ■ ■ ■



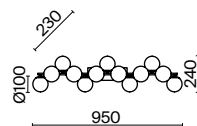
14 ■ ■ ■ ■ ■



15 ■ ■ ■ ■ ■

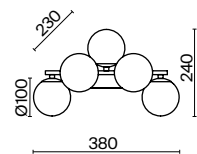
12 ■ MOD547WL-13B  
 ■ MOD547WL-13G  
 ■ MOD547WL-13BS  
 ■ MOD547WL-13CH

⚡ 13 x G9 28 W  
 IP 20



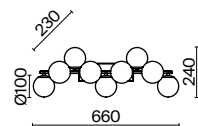
13 ■ MOD547WL-05B  
 ■ MOD547WL-05G  
 ■ MOD547WL-05BS  
 ■ MOD547WL-05CH

⚡ 5 x G9 28 W  
 IP 20



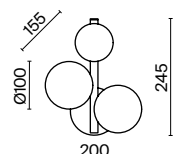
14 ■ MOD547WL-09B  
 ■ MOD547WL-09G  
 ■ MOD547WL-09BS  
 ■ MOD547WL-09CH

⚡ 9 x G9 28 W  
 IP 20



15 ■ MOD545WL-03B  
 ■ MOD545WL-03G  
 ■ MOD545WL-03BS  
 ■ MOD545WL-03CH

⚡ 3 x G9 28 W  
 IP 20



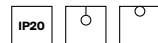
MOD545WL-13G



# Balbo

N  
CG

N  
SM



**EN** Metal fittings in nickel color. Dome lamps of transparent glass in two colors: smoky and cognac. Light source – lamps with G9 base.

**DE** Metallbeschläge in Nickel. Lampenschirme aus transparentem Glas in zwei Farbtönen: Rauch und Cognac. Lichtquelle: Leuchtmittel mit einer Fassung G9.

**IT** Armatura in metallo color nichel. Plafoniere in vetro trasparente in due tonalità: fumé e cognac. Sorgente luminosa - lampadine con attacco G9.

**FR** Armature métallique de couleur nickel. Globes en verre transparent en deux teintes : fumé et cognac. Source de lumière : ampoules à culot G9.



1 ■ ■



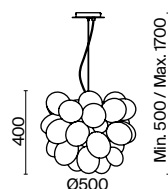
2 ■ ■



3 ■ ■

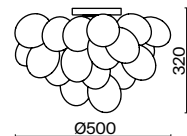
1 ■ **MOD112-08-G**  
■ **MOD112-08-N**

⚡ 8 × G9 28 W  
IP 20



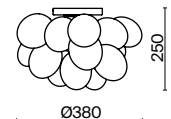
2 ■ **MOD112CL-08G**  
■ **MOD112CL-08N**

⚡ 8 × G9 28 W  
IP 20



3 ■ **MOD112-04-G**  
■ **MOD112-04-N**

⚡ 4 × G9 28 W  
IP 20



# Coctail time

**EN** Metal fittings. Shades – gold, pearl gold. Dome lamps – transparent cast glass. Chic design with large edges. Adjustable height. Light source – lamp with G9 base.

**DE** Metallbeschläge. Farbtöne: Gold, Perlgold. Lampenschirme: Transparentes Gussglas. Eindrucksvolles Design mit großen Facetten. Einstellbare Höhe. Lichtquelle: Leuchtmittel mit einer Fassung G9.

**IT** Armatura metallica. Sfumature: oro, ottone perlato. Plafoniere - vetro colato trasparente. Design spettacolare con bordi larghi. Altezza regolabile. La sorgente luminosa è una lampadina con attacco G9.

**FR** Armature métallique. Teintes : dorée, dorée perle. Globes en verre coulé transparent. Design impressionnant avec de grands bords. Hauteur réglable. Source de lumière : ampoule à culot G9.

G

NEW IP20



1



2



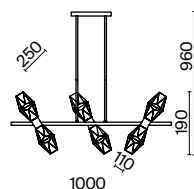
3



4

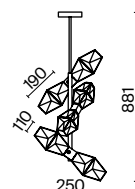
1 **MOD325PL-06G**

6 x G9 28 W  
IP 20



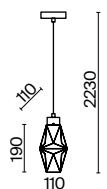
2 **MOD325PL-06G1**

6 x G9 28 W  
IP 20



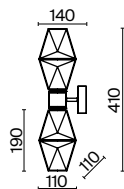
3 **MOD325PL-01G**

1 x G9 28 W  
IP 20



4 **MOD325WL-02G**

2 x G9 28 W  
IP 20





# Bergen

B

IP20



**EN** Fittings – metal in black color. Glass dome lamp with rain jets effect. Dome lamp shade– smoky. Height is adjustable using cable.

**DE** Beschläge: Metall in Schwarz. Lampenschirm aus Glas mit Regenstrahleffekt. Lampenschirm im Farbton Rauch. Durch ein Seil einstellbare Höhe.

**IT** Armatura in metallo nero. Plafoniera in vetro con l'effetto dei getti di pioggia. Tonalità della plafoniera – fumé. L'altezza è regolabile con un cavo.

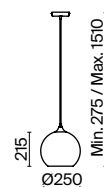
**FR** Armature : métal de couleur noire. Globe en verre avec effet de pluie. Teinte du globe : fumé. Hauteur réglable par câble.



1 ■


1 ■ **T314-11-B**

1 × E27 60 W  
IP 20



# Tone

BZ  
AM

IP20 

**EN** Metal fittings, shade – bronze. Dome lamp of blown glass in amber color. Twisted wire in a textile braiding. Vintage shape of dome lamp.

**DE** Metallbeschläge, Farbton: Bronze. Lampenschirm aus geblasenem Glas in Bernstein. Litzenkabel im Textilgeflecht. Vintage-Form des Lampenschirms.

**IT** Armatura in metallo, tonalità – bronzo. Plafoniera in vetro soffiato color ambra. Filo a spirale in treccia tessile. Plafoniere stile vintage.

**FR** Armature en métal, teinte : bronze. Globe en verre soufflé de couleur ambre. Fil torsadé dans une tresse textile. Forme du globe vintage.



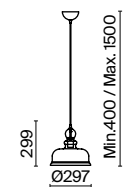
1 ■



2 ■

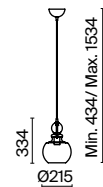
1 ■ **P001PL-01BZ**

1 × E27 60 W  
IP 20



2 ■ **P003PL-01BZ**

1 × E27 60 W  
IP 20





# Eustoma

N  
TR

N  
BL

IP20

○

**EN** Fittings – metal, shade – nickel. Textured dome lamp is made of glass. Dome lamp colors – transparent and blue. Twisted wire. Adjustable height.

**DE** Beschläge aus Metall, Farbe: Nickel. Geprägter Lampenschirm aus Glas. Farbtöne des Lampenschirms: Transparent und Hellblau. Litzenkabel. Einstellbare Höhe.

**IT** Armatura - metallo, tonalità - nichel. Plafoniera in rilievo realizzata in vetro. Tonalità della plafoniera: trasparente e blu. Filo a spirale. Altezza regolabile.

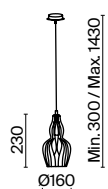
**FR** Armature : métal, teinte : nickel. Globe en verre gaufré. Teintes du globe : transparent et bleu ciel. Fil torsadé. Hauteur réglable.



1

1  **MOD238-PL-01-TR**  
 **MOD238-PL-01-BL**

1 x E14 40 W  
 IP 20



MOD238-PL-01-BL

MOD238-PL-01-TR

# Marble

BS

NEW IP20

**EN** Metal fittings. Color – brass. Spherical dome lamps – frosted glass. Marble decoration. Lamps with E14 base are used as light sources.

**DE** Metallbeschläge. Farbton: Messing. Kugelförmige Lampenschirme: Milchglas. Marmor-Dekor. Als Lichtquellen werden Leuchtmittel mit einer Fassung E14 verwendet.

**IT** Armatura metallica. Colore - ottone. Plafoniere-sfere in vetro opaco. Decoro in marmo. Come sorgenti luminose sono utilizzate lampadine con attacco E14.

**FR** Armature métallique. Couleur : laiton. Globes sphériques en verre mat. Élément décoratif en marbre. Des ampoules à culot E14 sont utilisées comme source de lumière.



1



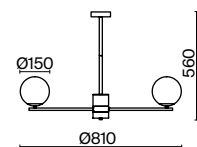
2



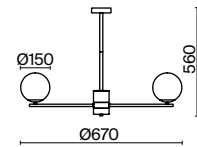
3

1 ■ **MOD187PL-08BS**

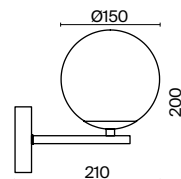
⊙ 8 × E27 60W  
IP 20

2 ■ **MOD187PL-06BS**

⊙ 6 × E27 60W  
IP 20

3 ■ **MOD187WL-01BS**

⊙ 1 × E27 60W  
IP 20





Modern  
glass

# DAY MOMENTS

Modern  
composition

Modern  
industrial

A special way to create an accent in the interior consists in using the compositions of wall lamps. They as the sources of light, reveal not only the beauty of their decorative elements, but also the objects and finishes surrounding them, and also attract attention due to the contrast of shadow and luminous elements.

The main charm of their use consists in easy scaling depending on the proportions of the interior and the general rhythm of the space. In one composition, you can use both lamps of the same series, or combine several different lamps with each other in order to achieve the most interesting interpretation.

When making compositions, you should consider a few points. If the interior has a basic shape or direction (for example, active vertical elements in furniture and decoration), then supporting and reinforcing them in the composition can be a very winning move. Also, do not forget that the compositions should look good from different viewpoints for different inhabitants of the interior. So, the composition on one of the walls of the living room behind the sofa should look good not only from the open kitchen, but also from the corridor and the chair next to the sofa. Consider perspective distortion when making your compositions. Finally, please remember that your lighting decor will interact with the interior in the daytime and in the evening, which means that the composition must be effective and visually coherent not only with the switching on lights, but also with the switching off lights. The interaction of the reflective elements of the lamp with external light and color schemes can become the main “feature” of the daytime image of your interior and give unique dynamic light pictures. Get inspired by our composition ideas and make your own!

Eine besondere Art, einen Akzent in einem Innenraum zu setzen, sind Kompositionen von Wandleuchten. Als Lichtquellen bringen sie nicht nur die Schönheit ihrer dekorativen Elemente, sondern auch die der sie umgebenden Gegenstände und Oberflächen zur Geltung und lenken die Aufmerksamkeit durch den Kontrast von Schatten- und leuchtenden Elementen auf sich.

Das Schöne an ihnen ist, dass sie sich leicht an die Proportionen des Innenraums und den Gesamtrhythmus des Raums anpassen lassen. Sie können Leuchten aus derselben Serie in einer einzigen Komposition verwenden oder mehrere verschiedene Leuchten kombinieren, um die interessanteste Interpretation zu erzielen.

Achten Sie bei der Zusammenstellung Ihrer Kompositionen auf ein paar Punkte. Wenn das Interieur eine Grundform oder -richtung hat (z. B. aktive vertikale Elemente in Möbeln und Oberflächen), kann es sehr gewinnbringend sein, diese in der Komposition zu unterstützen und zu verstärken. Denken Sie auch daran, dass die Kompositionen aus verschiedenen Blickwinkeln für verschiedene Bewohner des Innenraums gut aussehen sollten. So sollte zum Beispiel eine Komposition an einer der Wohnzimmerwände hinter dem Sofa nicht nur von der offenen Küche aus, sondern auch vom Flur und vom Sessel neben dem Sofa gut aussehen. Berücksichtigen Sie die perspektivische Verzerrung bei der Zusammenstellung Ihrer Kompositionen. Denken Sie schließlich daran, dass Ihre Lichtdekoration tagsüber und abends mit dem Innenraum interagieren wird, was bedeutet, dass die Komposition nicht nur bei eingeschalteter, sondern auch bei ausgeschalteter Beleuchtung wirksam und visuell ganzheitlich sein muss. Das Zusammenspiel der reflektierenden Elemente in der Leuchte mit dem Umgebungslicht und der Farbgebung kann das Erscheinungsbild Ihres Interieurs tagsüber wesentlich prägen und einzigartige dynamische Lichtmuster erzeugen. Lassen Sie sich von unseren Kompositionsideen inspirieren und machen Sie Ihre eigenen!



# Moon

BS



**EN** Fittings - metal, color - brass. Dome lamp - blown glass with a compact frosted diffuser inside. The effects of light on the outer glass element. Aesthetics of constructivism in design. LED light source. Color temperature is 3000K.

**DE** Beschläge aus Metall, Farbe: Messing. Lampenschirm aus geblasenem Glas mit einem kompakten, matten Diffusor im Inneren. Lichtspiel auf dem äußeren Glaselement. Die Ästhetik des Konstruktivismus im Design. LED-Lichtquelle. Farbtemperatur 3000K.

**IT** Armatura - metallo, colore - ottone. Plafoniera - vetro soffiato con all'interno un compatto diffusore opaco. I giochi di luce sull'elemento esterno in vetro. Estetica del costruttivismo nel design. Sorgente luminosa a LED. Temperatura di colore 3000K.

**FR** Armature en métal, couleur laiton. Globe en verre soufflé avec un diffuseur compact mat à l'intérieur. Jeu de lumière sur l'élément extérieur en verre. Esthétique du constructivisme dans le design. Source de lumière LED. Température de couleur 3 000 K.



1



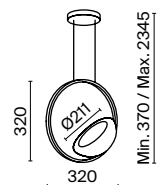
2



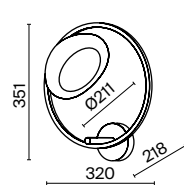
3

1 ■ **MOD327PL-L5BS3K** 2 ■ **MOD327WL-L5BS3K** 3 ■ **MOD327WL-L5BS3K1**

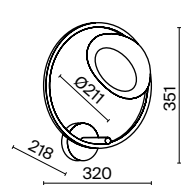
LED 5W 450lm  
t° 3000K >80Ra 120°  
IP 20



LED 5W 450lm  
t° 3000K >80Ra 120°  
IP 20

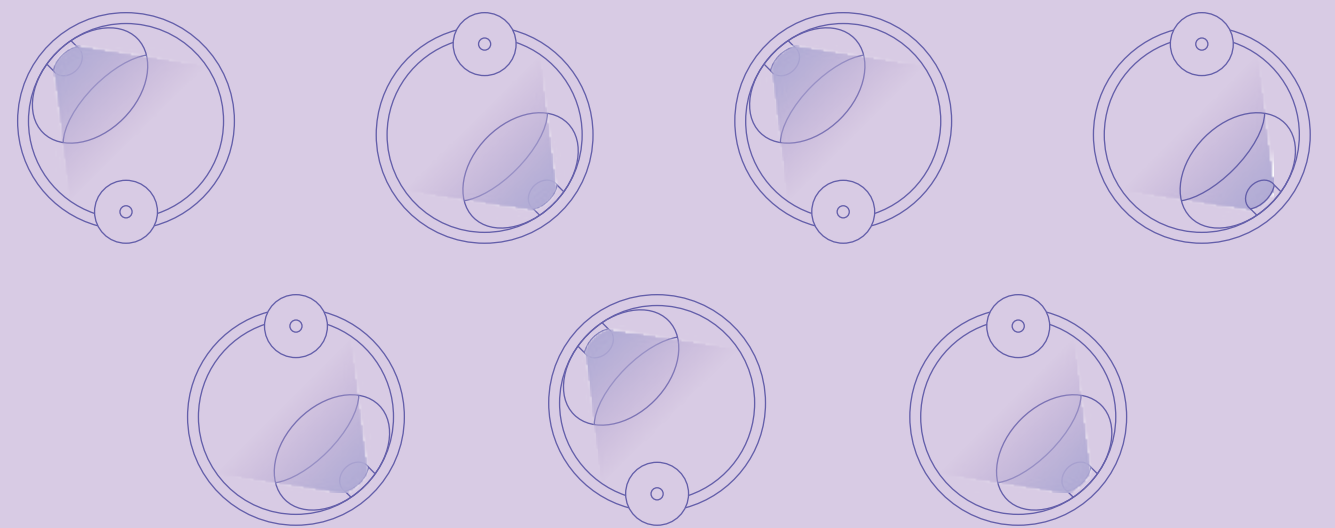
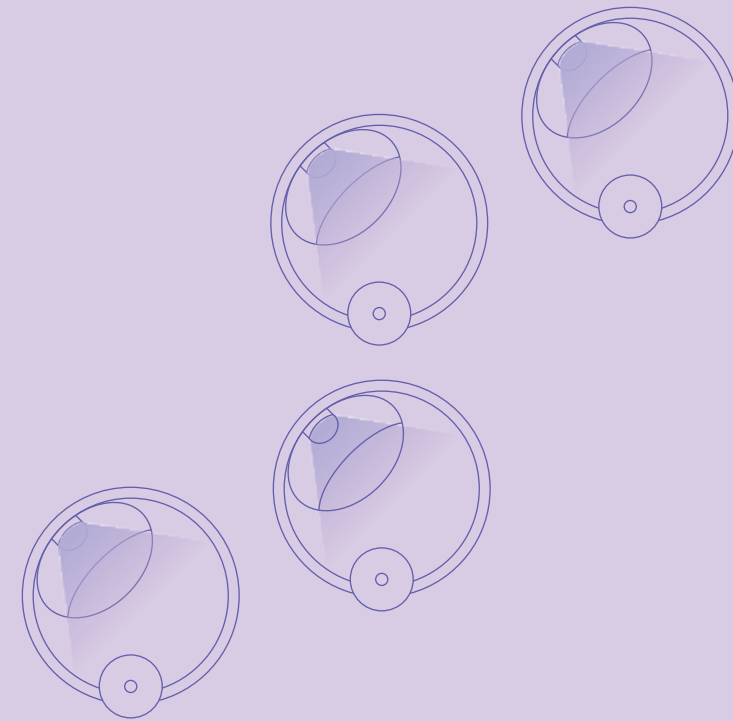



LED 5W 450lm  
t° 3000K >80Ra 120°  
IP 20

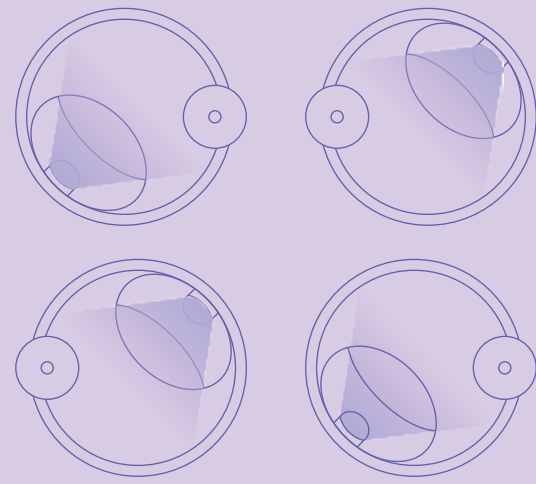


MOD327PL-L5BS3K

# Composition schemes of lamps







Scheme 4



Scheme 5



# Maya





# Maya

G



**EN** Metal fittings of gold color. Decorative elements— textured transparent glass. Design inspired by Mesoamerican jewelry. LED light source. Color temperature is 3000K.

**DE** Metallbeschläge in Gold. Dekor: Fakturiertes transparentes Glas. Ein Design, das von der Schmuckkunst Mesoamerikas inspiriert ist. LED-Lichtquelle. Farbtemperatur 3000K.

**IT** Armatura in metallo color oro. Decoro - vetro trasparente strutturato. Design ispirato ai gioielli mesoamericani. Sorgente luminosa a LED. Temperatura di colore 3000K.

**FR** Armature métallique de couleur dorée. Élément décoratif : verre transparent texturé. Design inspiré de l'art joaillier de Mésomériké. Source de lumière LED. Température de couleur 3 000 K.



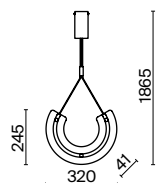
1



2

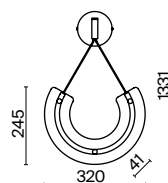
1 ■ **P091PL-L18G3K**

LED 18 W 1300 lm  
t° 3000K >85 Ra 120°  
IP 20



2 ■ **P091WL-L18G3K**

LED 18 W 1300 lm  
t° 3000K >85 Ra 120°  
IP 20





# Lovetann

G

NEW

IP20


o

**EN** Metal frame, color - brushed brass. Decor - openwork discs to match the fittings. Effective lighting design. Trendy floral motifs in design. The lamps of the series are easy to combine, creating compositions. Light source - lamp with E14 base.

**DE** Metallbeschläge, Farbton: Mattes Messing. Dekor: Durchbrochene Scheiben im Farbton der Beschläge. Eindrucksvolles Lichtmuster. Trendige Blumenmotive im Design. Die Leuchten der Serie lassen sich leicht kombinieren und bilden Kompositionen. Lichtquelle: Ein Leuchtmittel mit einer Fassung E14.

**IT** Corpo in metallo, colore - ottone opaco. Decoro - dischi traforati in tono con i raccordi. Progettazione illuminotecnica impressionante. Motivi floreali alla moda nel design. Le lampade della serie sono facili da combinare, creando composizioni. La sorgente luminosa è una lampadina con attacco E14.

**FR** Armature en métal, couleur : laiton mat. Éléments décoratifs : disques ajouré dans la teinte de l'armature. Dessin lumineux saisissant. Motifs floraux tendance dans le design. Luminaire de la série facilement combinables en créant une composition. Source de lumière : ampoule à culot E14.



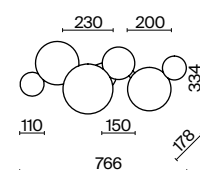
1



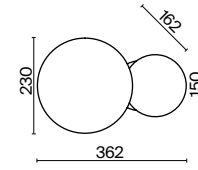
2

1 ■ **MOD082WL-04G**

⚡ 4 × E14 40W  
IP 20

2 ■ **MOD082WL-01G**

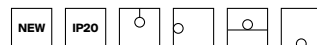
⚡ 1 × E14 40W  
IP 20





# Marmo

G



**EN** Metal fittings are plated in gold color. Decorative elements— natural stone plates with textured pattern. The combination of rectangular lines and rounded elements in the design. Light source — lamp with E14 base.

**DE** Metallbeschläge, galvanisiert im Farbton Gold. Dekor: Natursteinplatten mit einem strukturierten Muster. Kombination aus rechteckigen Linien und abgerundeten Elementen im Design. Lichtquelle: Leuchtmittel mit einer Fassung E14.

**IT** Armatura in metallo galvanizzata in colore oro. Decoro: lastre di pietra naturale con disegno strutturato. Combinazione di linee rettangolari ed elementi arrotondati nel design. La sorgente luminosa è una lampadina con attacco E14.

**FR** Armature métallique galvanisée de couleur dorée. Élément décoratif : plaques de pierre naturelle avec dessin texturé. Combinaison des lignes rectangulaires et des éléments ronds dans le design. Source de lumière : ampoule à culot E14.



1



2



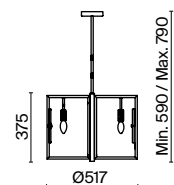
3



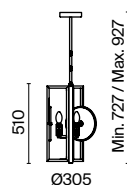
4

1 ■ **MOD099PL-06G**

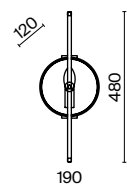
⊙ 6 × E14 40 W  
IP 20

2 ■ **MOD099PL-03G**

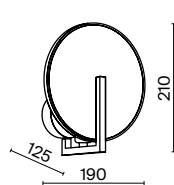
⊙ 3 × E14 40 W  
IP 20

3 ■ **MOD099WL-01G**

⊙ 1 × E14 40 W  
IP 20

4 ■ **MOD099WL-01G2**

⊙ 1 × E14 40 W  
IP 20



# Marmo



5



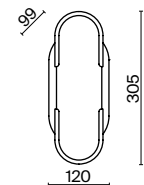
6



7

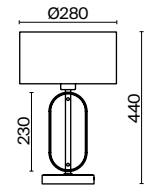
5 ■ MOD099WL-01G3

💡 1 × E14 40W  
IP 20



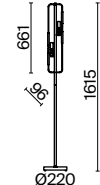
6 ■ MOD099TL-01G

💡 1 × E14 40W  
IP 20



7 ■ MOD099FL-02G

💡 2 × G2 40W  
IP 20

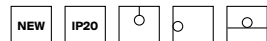


MOD099FL-02G



# Impressive

G



**EN** Fittings of stainless steel. Color – gold. Lampshade – white fabric. Decorative chains have the same color as the fittings. Removable fabric diffuser softens light flux. Light source – lamps with E14 base.

**DE** Beschläge aus Edelstahl. Farbton: Gold. Lampenschirm: Weißer Stoff. Dekorative Ketten im Farbton der Beschläge. Der abnehmbare Stoffdiffusor mildert den Lichtstrom. Lichtquelle: Leuchtmittel mit einer Fassung E14.

**IT** Armatura in acciaio inossidabile. Colore – oro. Paralume – tessuto bianco. Catene decorative in tinta con l'armatura. Il diffusore in tessuto rimovibile ammorbidisce il flusso luminoso. Sorgente luminosa - lampadine con attacco E14.

**FR** Armature en acier inoxydable. Couleur : dorée. Abat-jour en tissu blanc. Chaînettes décoratives dans la teinte de l'armature. Le diffuseur amovible en tissu tamise le flux lumineux. Source de lumière : ampoules à culot E14.



1



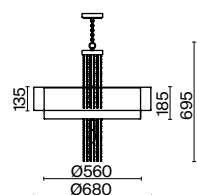
2



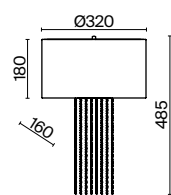
3

1 ■ **MOD151PL-05G**

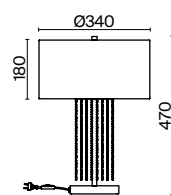
⚡ 5 × E14 40 W  
IP 20

2 ■ **MOD151WL-01G**

⚡ 1 × E14 40 W  
IP 20

3 ■ **MOD151TL-01G**

⚡ 1 × E27 40 W  
IP 20



MOD151TL-01G

MOD151PL-05G

# Reflex





# Reflex

W

NEW LED IP20

**EN** Fittings and dome lamp of metal and acrylic. Color – white. Decorative reflective element made of translucent textured fabric. Adjustable height. LED light sources with a color temperature of 3000K.

**DE** Beschläge und Lampenschirm aus Metall und Acryl. Farbton: Weiß. Dekoratives lichtreflektierendes Element aus durchscheinendem, strukturiertem Stoff. Einstellbare Höhe. LED-Lichtquellen mit einer Farbtemperatur von 3000K.

**IT** Armatura e plafoniera in metallo e acrilico. Colore - bianco. Elemento decorativo riflettente in tessuto testurizzato traslucido. Altezza regolabile. Sorgenti luminose a LED con temperatura di colore di 3000K.

**FR** Armature et globe en métal et acrylique. Couleur : blanc. Élément décoratif réfléchissant en tissu texturé translucide. Hauteur réglable. Sources de lumière LED avec une température de couleur de 3 000 K.



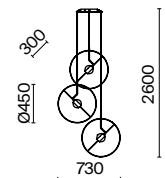
1 □



2 □

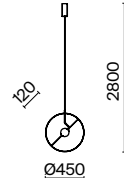
1 □ **MOD154PL-L6W3K1**

LED 40W 2300lm  
t° 3000K >85Ra 300°  
IP 20



2 □ **MOD154PL-L6W3K**

LED 14W 1000lm  
t° 3000K >85Ra 300°  
IP 20



MOD154PL-L6W3K1

# Jupiter

BS MR

IP20 LED

**EN** Brushed metal fittings, shades - brass, marble. Diffuser of two types: corrugated glass and white matte acrylic. Light source - LED strip, temperature is 3000K.

**DE** Gebürstete Metallbeschläge, Farbtöne: Messing, Marmor. Zwei Arten von Diffusoren: geriffeltes Glas und weißes mattes Acryl. Lichtquelle: Lichtband, Farbtemperatur 3000K.

**IT** Armatura in metallo opaco, sfumature - ottone, marmo. Diffusore di due tipologie: vetro ondulato e acrilico bianco opaco. Sorgente luminosa - striscia a LED, temperatura 3000K.

**FR** Armature métallique mate, teinte : laiton, marbre. Diffuseurs de deux types : verre en relief et acrylique blanc mat. Source lumineuse : ruban LED, température 3 000 K.



1



2



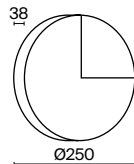
3



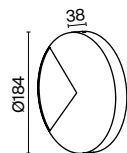
4

1 ■ MOD320WL-L8BS3K 2 ■ MOD320WL-L5BS3K 3 ■ MOD320WL-L10BS3K 4 ■ MOD320WL-L12BS3K

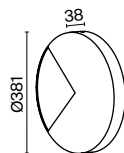
LED 8 W 400lm  
t° 3000K >80Ra 120°  
IP 20



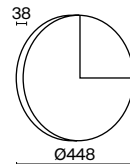
LED 6 W 300lm  
t° 3000K >80Ra 120°  
IP 20



LED 10 W 1100lm  
t° 3000K >80Ra 120°  
IP 20



LED 12 W 1300lm  
t° 3000K >80Ra 120°  
IP 20




MOD320WL-L10BS3K

MOD320WL-L8BS3K

MOD320WL-L12BS3K

MOD320WL-L5BS3K

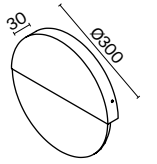


5






5 ■ MOD320WL-L6BS3K  
■ MOD320WL-L13MR3K


LED 5 W 400lm  
t° 3000K >80Ra 120°  
IP 20






# Composition schemes of lamps





Scheme 4







Scheme 5






# Composition schemes of lamps






Scheme 4



Scheme 5





# Mare

G CH

IP20

**EN** Metal and glass fittings. Trendy relief texture on both sides of the disc for variability in interior use. Shades – chrome and brass. Decorative reflector with a mirror finish hides the light source. Lamp with G9 base.

**DE** Beschläge aus Metall und Glas. Trendige geprägte Textur auf beiden Seiten der Scheibe zur Variabilität der Nutzung im Innenraum. Farbtöne: Chrom und Gold. Ein spiegelbeschichteter dekorativer Reflektor verbirgt die Lichtquelle. Leuchtmittel mit einer Fassung G9.

**IT** Armatura in metallo e vetro. Struttura gofrata alla moda su entrambi i lati del disco per la variabilità nell'uso interno. I colori sono cromo e oro. Il riflettore decorativo con finitura a specchio nasconde la sorgente luminosa. Lampadina con attacco G9.

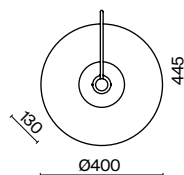
**FR** Armature en métal et verre. Texture gaufrée tendance des deux côtés du disque pour une variabilité d'utilisation dans l'intérieur. Teintes : chrome et dorée. Le réflecteur décoratif avec revêtement en miroir dissimule la source de lumière. Ampoule à culot G9.



1

1 **MOD305WL-01G**  
**MOD305WL-01CH**

1 x G9 40 W  
 IP 20





# Rotta

B

G

NEW

LED

IP20

o

**EN** Reinforcement material - aluminum, shades - black, gold. Hidden mount. Balanced black and white pattern. Rotary mechanism for adjusting the light flux. Minimalistic design. Ability to create light compositions. LED source with a color temperature of 3000K.

**DE** Material der Beschläge: Aluminium, Farbtöne: Schwarz, Gold. Verdeckte Befestigung. Ausgewogenes Licht- und Schattenspiel. Schwenkvorrichtung zur Einstellung des Lichtstroms. Minimalistisches Design. Mit der Möglichkeit, Lichtkompositionen zu schaffen. LED-Quelle mit einer Farbtemperatur von 3000K.

**IT** Materiale dell'armatura - alluminio, sfumature - nero, oro. Montatura nascosta. Immagine bilanciata di luci e ombre. Meccanismo rotante per la regolazione della potenza luminosa. Design minimalista. Possibilità di creare composizioni leggere. Sorgente LED con temperatura di colore 3000K.

**FR** Matériau de l'armature : aluminium, teinte : noir, dorée. Fixation invisible. Motif noir et blanc équilibré. Mécanisme de rotation pour le réglage du flux lumineux. Design minimaliste. Possibilité de créer des compositions lumineuses. Source LED avec une température de couleur de 3 000 K.



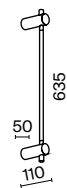
1 ■ ■



2 ■ ■

1 ■ **MOD413WL-L6B3K**  
■ **MOD413WL-L6G3K**

LED 6W 400lm  
t° 3000K >80Ra 120°  
IP 20




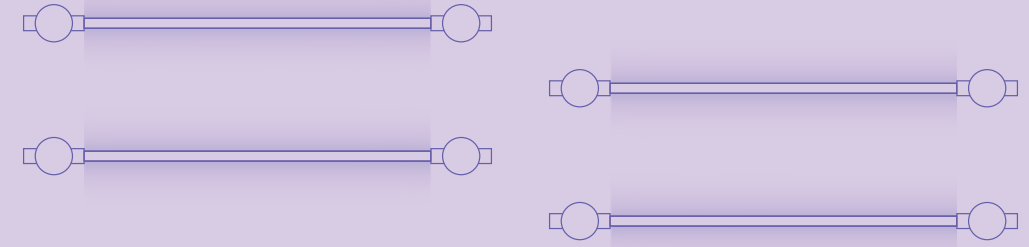

2 ■ **MOD413WL-L8B3K**  
■ **MOD413WL-L8G3K**

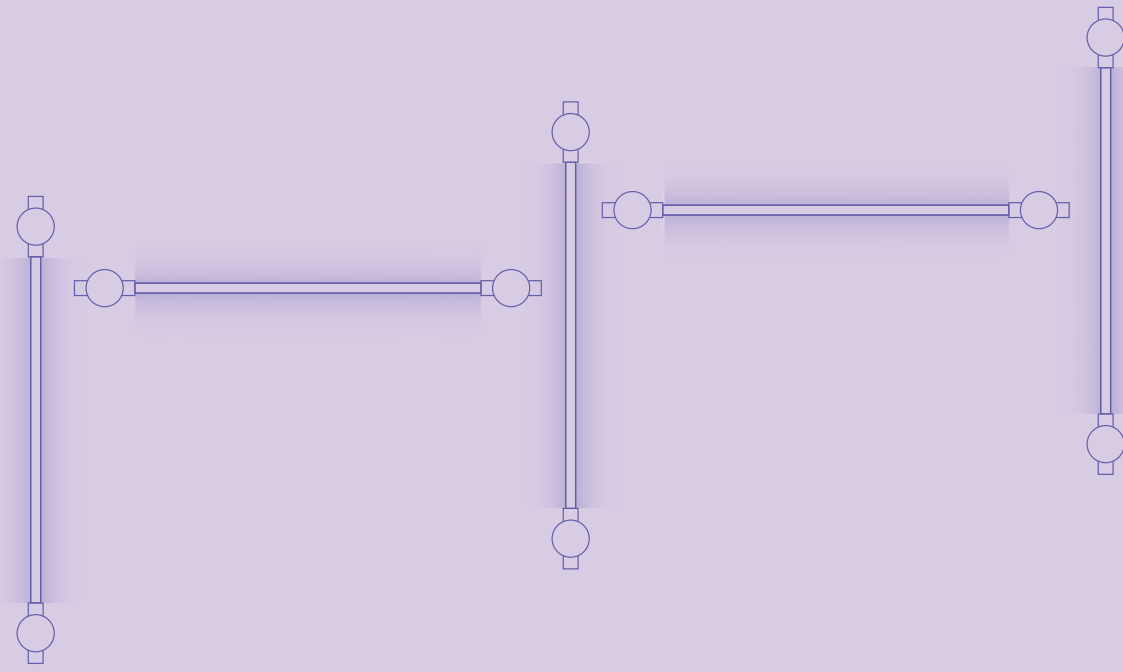
LED 8W 600lm  
t° 3000K >80Ra 120°  
IP 20



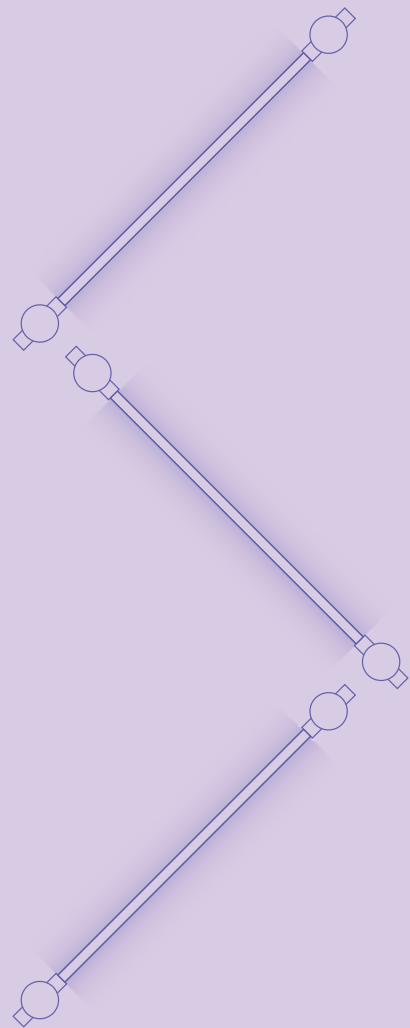


# Composition schemes of lamps





Scheme 4



Scheme 5





# Insight

B

NEW

LED

IP20

O

**EN** Fittings material— metal. Color — black. Bidirectional light flux. Decorative elements— tinted acrylic. LED sources are covered with a matte diffuser. Color temperature is 3000K.

**DE** Material der Beschläge: Metall. Farbton: Schwarz. Bidirektionaler Lichtstrom. Dekor: Getöntes Acryl. LED-Lichtquellen, von einem matten Diffusor abgedeckt. Farbtemperatur 3000K.

**IT** Materiale dell'armatura - metallo. Colore nero. Flusso luminoso bidirezionale. Decoro: acrilico colorato. Le sorgenti LED sono ricoperte da un diffusore opaco. Temperatura di colore 3000K.

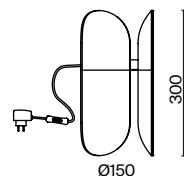
**FR** Matériau de l'armature : métal. Couleur : noir. Flux lumineux bidirectionnel. Élément décoratif : acrylique teinté. Sources LED dissimulées par un diffuseur mat. Température de couleur 3 000 K.



1 ■

## 1 ■ MOD416TL-L6BR3K

LED 6W 550lm  
 t° 3000K >80Ra 180°  
 IP 20



# Jack-stone

G

N

IP20

LED

b

**EN** Stainless steel fittings in two shades: nickel and gold. Trendy combination of matte and glossy metal. LED light source with temperature of 3000K.

**DE** Beschläge aus Edelstahl in zwei Farbtönen: Nickel und Gold. Eine trendige Kombination aus mattem und glänzendem Metall. LED-Lichtquelle mit einer Farbtemperatur von 3000K.

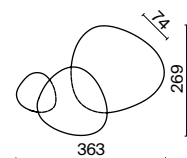
**IT** Armatura in acciaio inossidabile in due tonalità: nichel e oro. Combinazione alla moda di metallo opaco e lucido. Sorgente luminosa a LED con una temperatura di 3000K.

**FR** Armature en acier inoxydable en deux teintes : nickel et dorée. Combinaison tendance du métal mat et brillant. Source lumineuse LED avec une température de 3 000 K.



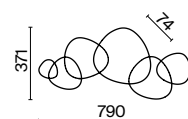
1 **MOD314WL-L8G3K**  
**MOD314WL-L8N3K**

LED 8W 350lm  
t° 3000K >90Ra 120°  
IP 20





2 **MOD314WL-L13G3K**  
**MOD314WL-L13N3K**

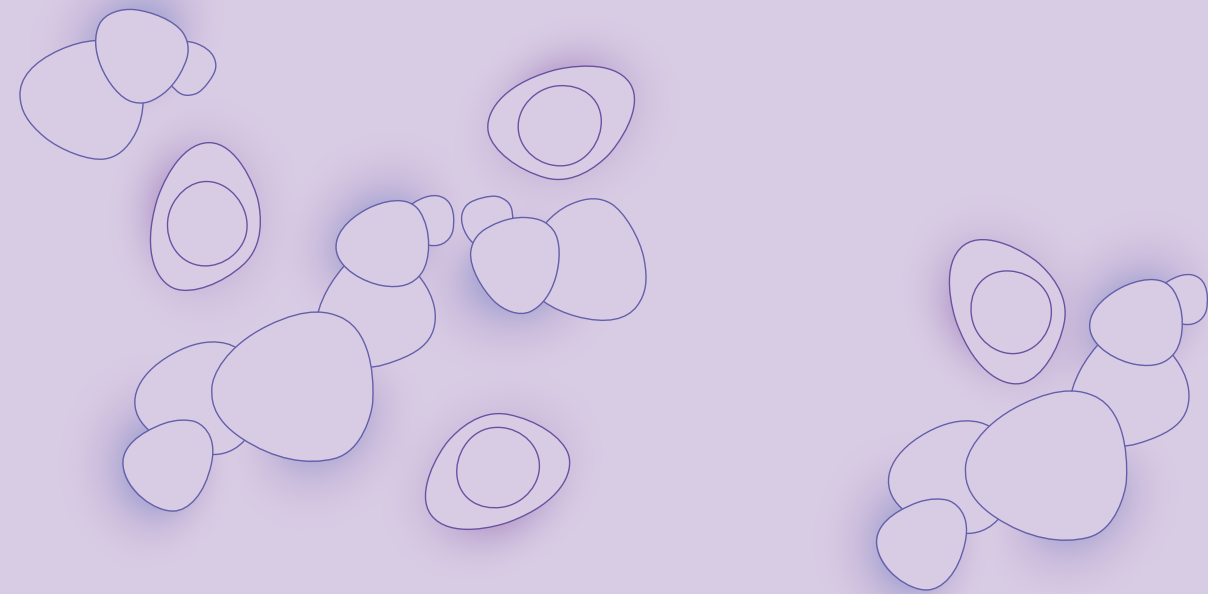
LED 13W 550lm  
t° 3000K >90Ra 120°  
IP 20






# Composition schemes of lamps





Scheme ————— 4



Scheme ————— 5





# Mabell

G C CH

IP20

**EN** Metal fittings in three shades: chrome, copper and gold. Plated glass dome lamps have the same color as the fittings. Original textured shape of dome lamps. Light source – lamp with E14 base.

**DE** Metallbeschläge in 3 Farbtönen: Chrom, Kupfer und Gold. Lampenschirme aus Glas mit galvanischer Beschichtung im Farbton der Beschläge. Lampenschirme mit einer eigenartigen strukturierten Form. Lichtquelle: Leuchtmittel mit einer Fassung E14.

**IT** Armatura metallica in tre tonalità: cromo, rame e oro. Plafoniere in vetro con rivestimento galvanico in tinta con l'armatura. Forma strutturata originale delle plafoniere. La sorgente luminosa è una lampadina con attacco E14.

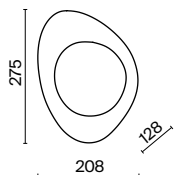
**FR** Armature métallique en trois teintes : chrome, cuivre et dorée. Globes en verre avec revêtement galvanisé dans la teinte de l'armature. Forme de texture originale des globes. Source de lumière : ampoule à culot E14.



1 ■ ■ ■

1 ■ MOD306WL-01G  
■ MOD306WL-01C  
■ MOD306WL-01CH

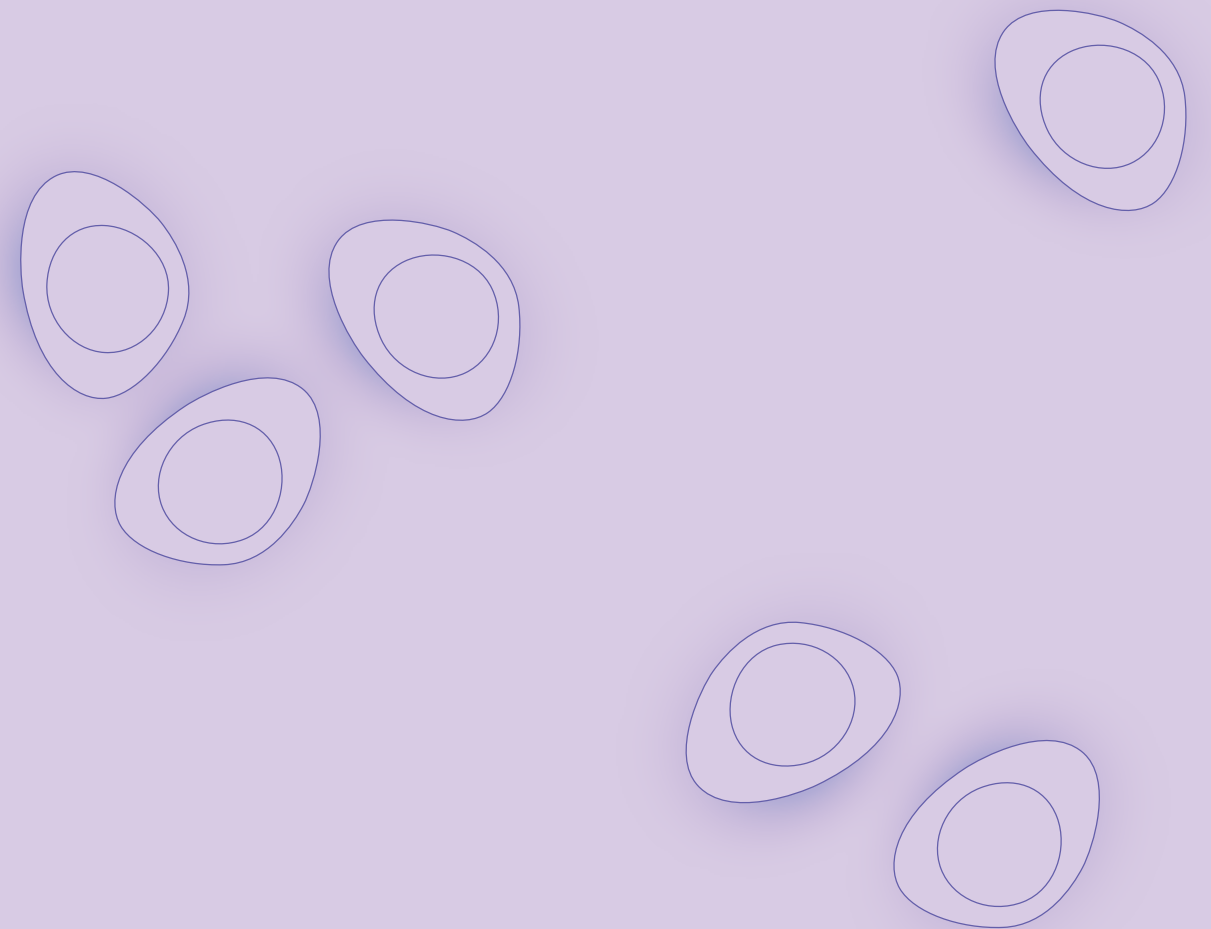

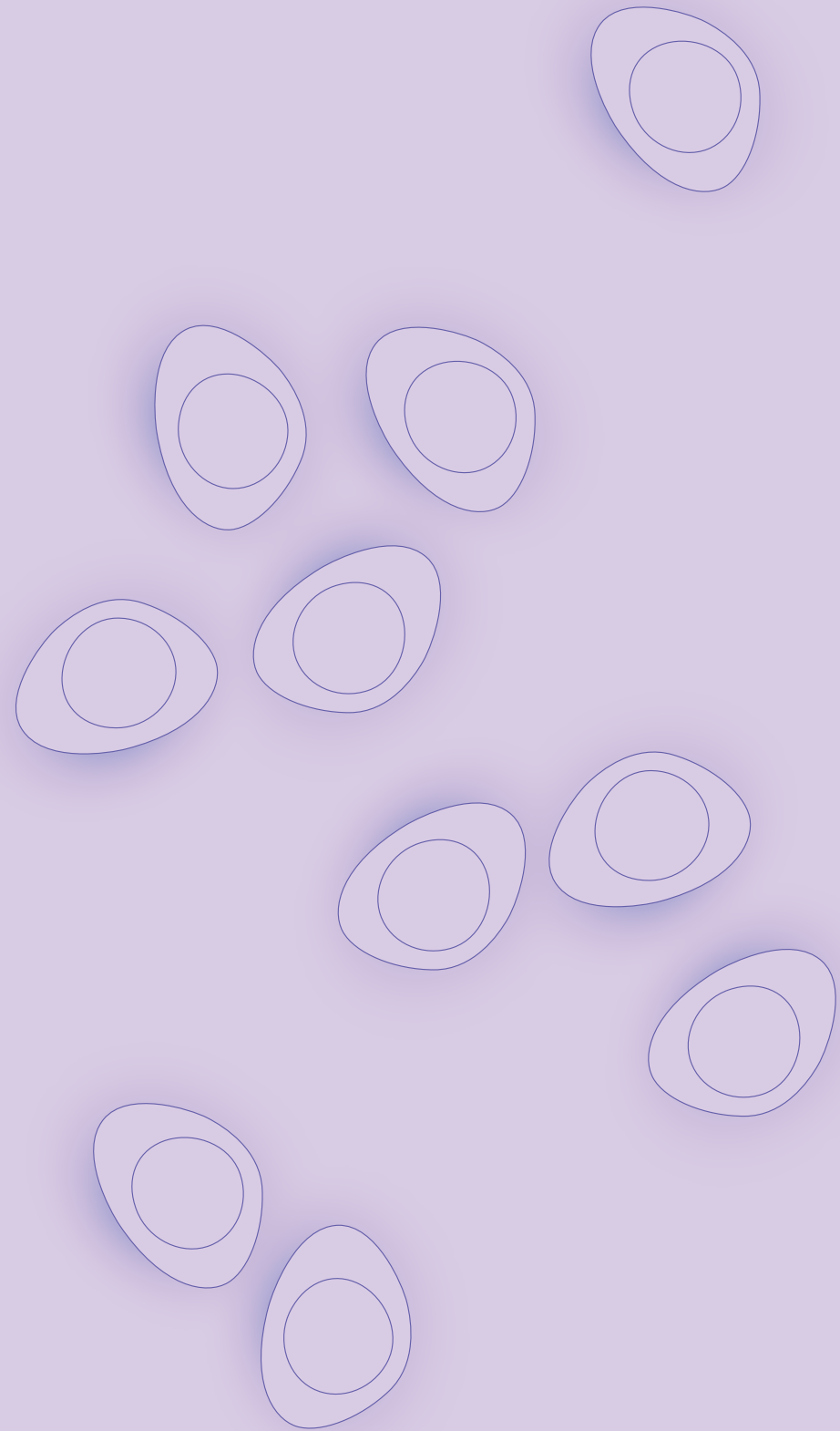
⚡ 1 × E14 40 W  
IP 20




MOD306WL-01C

MOD306WL-01G


# Composition schemes of lamps







Scheme ————— 4



Scheme ————— 5



# Prima

CH BZ

NEW IP20

**EN** Fittings – metal. Shades – chrome, brass. Cotton lampshade of white color. Transparent acrylic decorative elements at the base. Bauhaus aesthetics, lampshade trendy shape. Light source – lamp with E14 base.

**DE** Metallbeschläge. Farbtöne: Chrom, Messing. Lampenschirm aus Baumwolle in Weiß. Transparenter Acryldekor am Sockel. Die Ästhetik des Bauhauses, die trendige Form des Lampenschirms. Lichtquelle: Leuchtmittel mit einer Fassung E14.

**IT** Armatura - metallo. Tonalità: cromo, ottone. Paralume in cotone bianco. Decoro acrilico trasparente del piede. Estetica Bauhaus, forma della plafoniera alla moda. La sorgente luminosa è una lampadina con attacco E14.

**FR** Armature : métal. Teintes : chrome, laiton. Abat-jour en coton de couleur blanche. Élément décoratif en acrylique blanc dans la base. Esthétique de Bauhaus, forme tendance de l'abat-jour. Source de lumière : ampoule à culot E14.



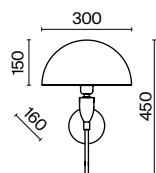
1



2

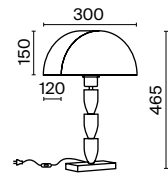
1 **Z034WL-01CH**  
**Z034WL-01BS**

1 x E27 60 W  
IP 20



2 **Z034TL-01BZ**

1 x E27 60 W  
IP 20





# Enigma



# Enigma




**EN** Metal fittings. Two color scores: black + brass, black + white. Light height and direction are adjustable. LED source with a color temperature of 3000K. High color rendering index is 90Ra.

**DE** Metallbeschläge. Zwei Farbtöne: Schwarz mit Messing, Schwarz mit Weiß. Einstellbare Höhe und Lichtrichtung. LED-Lichtquelle mit einer Farbtemperatur von 3000K. Hoher Farbwiedergabeindex von 90Ra.

**IT** Armatura metallica. Due combinazioni di colori: nero + ottone, nero + bianco. L'altezza e la direzione della luce sono regolabili. Sorgente LED con temperatura di colore 3000K. Alto indice di resa cromatica 90Ra.


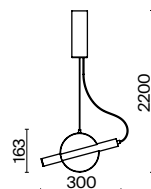
**FR** Armature métallique. Deux choix de couleurs : noir + laiton, noir + blanc. Hauteur et direction de la lumière réglables. Source LED avec une température de couleur de 3 000 K. Fort indice de rendu de couleur de 90 Ra.



1

1 **MOD150PL-L5W3K**  
**MOD150PL-L5BS3K**

LED 5 W 450lm  
 t° 3000K >90 Ra 36°  
 IP 20





# Sonata

CH BS

NEW LED IP20

**EN** Aluminum fittings in two shades: brass, chrome. Soft acrylic diffuser, smooth light distribution. Decorative elements— metal tubes have the same color as the fittings. LED light source, color temperature is 3000K.

**DE** Aluminiumbeschläge in zwei Farbtönen: Messing, Chrom. Milder Acryl-Diffusor, gleichmäßige Lichtverteilung. Dekor: Metallrohre im Farbton der Beschläge. LED-Lichtquelle mit einer Farbtemperatur von 3000K.

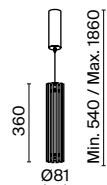
**FR** Armatura in alluminio in due tonalità: ottone, cromo. Diffusore in acrilico morbido, distribuzione della luce uniforme. Decoro - tubi di metallo in tinta con l'armatura. Sorgente luminosa a LED, temperatura di colore 3000K.

**FR** Armature en aluminium en deux teintes : laiton, chrome. Diffuseur doux acrylique, diffusion uniforme de la lumière. Élément décoratif : tubes métalliques de la teinte de l'armature. Source de lumière LED, température de couleur : 3 000 K.



1 **MOD410PL-L12BS3K** **MOD410PL-L12CH3K**  
 2 **MOD410WL-L12BS3K** **MOD410WL-L12CH3K**

LED 12W 350lm  
 t° 3000K >80Ra 120°  
 IP 20



LED 12W 350lm  
 t° 3000K >80Ra 120°  
 IP 20



MOD410PL-L12BS3K

# Dynamics

MW MB MG

NEW IP20

**EN** Fittings material – aluminum. Powder coating in three colors: matte black, matte white, matte gold. Dome lamp with trendy corrugated texture. Pendant models with external glass elements. Bright key-light.

**DE** Material der Beschläge: Aluminium. Pulverbeschichtung in drei Farbtönen: Mattes Schwarz, Mattes Weiß, Mattes Gold. Lampenschirm mit einer trendigen, geriffelten Textur. Pendelmodelle mit einem äußeren Glaselement. Helles gerichtetes Licht.

**IT** Materiale dell'armatura - alluminio. Verniciato a polvere in tre colori: nero opaco, bianco opaco, oro opaco. Plafoniere con trama ondulata alla moda. Modelli a sospensione con elemento esterno in vetro. Luce direzionale vivida.

**FR** Matériau de l'armature : aluminium. Revêtement par poudre en trois couleurs : noir mat, blanc mat, dorée mat. Globe avec texture ondulée tendance. Modèles de suspensions avec élément en verre extérieur. Lumière orientée vive.



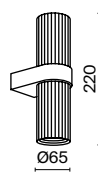
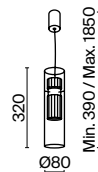
1

2

- |   |   |   |   |
|---|---|---|---|
| 1 | <ul style="list-style-type: none"> <li>□ MOD326PL-01W</li> <li>■ MOD326PL-01B</li> <li>■ MOD326PL-01MG</li> </ul> | 2 | <ul style="list-style-type: none"> <li>□ MOD326WL-02W</li> <li>■ MOD326WL-02B</li> <li>■ MOD326WL-02MG</li> </ul> |
|---|---|---|---|

1 × GU10 50 W  
IP 20

2 × GU10 50 W  
IP 20



MOD326WL-02B



# Gioia

G CH

IP20

**EN** Metal fittings in two shades: chrome and gold. Dome lamps of blown glass are plated with the same color as the fittings. A recess in the body of pendant models hides the wire attachment. Wall lamps with image effect. Bidirectional light flux. Light source – lamp with E14 base.

**DE** Metallbeschläge in 2 Farbtönen: Chrom und Gold. Lampenschirme aus geblasenem Glas, galvanisiert im Farbton der Beschläge. Eine Vertiefung im Rahmen der Pendelmodelle verbirgt die Befestigung des Kabels. Wandleuchten mit Spiegeleffekt. Bidirektionaler Lichtstrom. Lichtquelle: Leuchtmittel mit einer Fassung E14.

**FR** Armatura in metallo in due tonalità: cromo e oro. Plafoniere in vetro soffiato galvanizzate in tinta con l'armatura. Un incavo nel corpo dei modelli a sospensione nasconde l'attacco del filo. Applique con effetto specchio. Flusso luminoso bidirezionale. La sorgente luminosa è una lampadina con attacco E14.

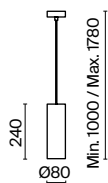
**FR** Armature métallique en deux teintes : chrome et dorée. Globes en verre soufflé galvanisés dans la teinte de l'armature. Une cavité dans le corps des modèles de suspensions dissimule la fixation du fil. Applique avec effet miroir. Flux lumineux bidirectionnel. Source de lumière : ampoule à culot E14.



1

1 **P011PL-01G**  
**P011PL-01CH**

1 × E14 40 W  
IP 20



# Plec

G

IP20



**EN** Metal fittings of gold color. Spherical dome lamp of white frosted glass and decorative metal element. Adjustable height of the lamp.

**DE** Metallbeschläge in Gold. Kugelförmiger Lampenschirm aus weißem Milchglas und einem dekorativen Element aus Metall. Einstellbare Höhe der Leuchte.

**IT** Armatura in metallo color oro. Plafoniera a forma di sfera in vetro opaco bianco e elemento decorativo in metallo. Altezza della lampada regolabile.

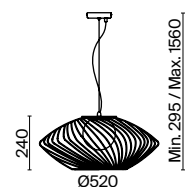
**FR** Armature en métal de couleur dorée. Globe sphérique en verre blanc mat et élément de décoration en métal. Hauteur du luminaire réglable.



1

1 **P364PL-01G**

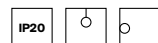
1 x E27 60 W  
IP 20





# Ventura

MG



**EN** Metal fittings of matte gold tint. Individual elements are painted in black color. Amber glass dome lamps. Original elongated shape of dome lamps. Adjustable height of a pendant.

**DE** Metallbeschläge in mattem Gold. Die einzelnen Elemente sind schwarz lackiert. Lampenschirme aus Glas in Bernstein. Lampenschirme mit einer eigenartigen langgestreckten Form. Einstellbare Höhe der Pendelleuchte.

**IT** Armatura in metallo color oro opaco. I singoli elementi sono tinti di nero. Plafoniere di vetro color ambra. Originale forma allungata delle plafoniere. Altezza di sospensione regolabile.

**FR** Armature métallique, teinte dorée mat. Éléments distincts teintés en noir. Globes en verre de teinte ambre. Forme étirée originale des globes. Hauteur de la suspension réglable.



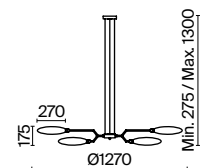
1



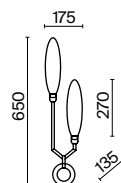
2

1 ■ **MOD012CL-12G**

⚡ 12 x G9 28 W  
IP 20

2 ■ **MOD012WL-02G**



⚡ 2 x G9 28 W  
IP 20





# Irving

TR AM SM

IP20  

**EN** Metal fittings in black color. Part of metal elements is plated in brass color. Glass dome lamps in amber, transparent and smoky shades. Industrial style. Height of pendant models is adjustable.

**DE** Metallbeschläge in Schwarz. Ein Teil der metallischen Elemente ist im Farbton Messing galvanisiert. Lampenschirme aus Glas in Bernstein, Rauch und in transparentem Farbton. Industriestil. Einstellbare Höhe der Pendelmodelle.

**IT** Armatura in metallo di colore nero. Alcuni degli elementi metallici sono galvanizzati nel colore dell'ottone. Plafoniere di vetro in tonalità ambra, trasparente e fumé. Stile industriale. L'altezza dei modelli a sospensione è regolabile.

**FR** Armature en métal de couleur noire. Partie des éléments métalliques galvanisée de couleur laiton. Globes en verre en teintes ambre, transparente et fumée. Style industriel. Hauteur des modèles de suspensions réglable.



1



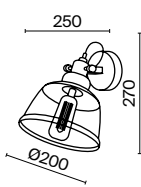
2

1 **T163PL-01R**

1 × E27 40 W  
IP 20

2 **T163-01-W**  
**T163-01-R**  
**T163-01-C**

1 × E27 40 W  
IP 20





# Gilbert


EN Fittings material – metal, color – black. Horns are bent at right angles. Actual industrial style.

DE Material der Beschläge: Metall, Farbton: Schwarz. Arme sind rechtwinklig gebogen. Aktueller Industriestil.

FR Materiale dell'armatura - metallo, colore - nero. Le luci sono piegate ad angolo retto. Stile industriale moderno.

FR Matériau de l'armature : métal, couleur : noir. Bras à angle droit. Style industriel en vogue.

B



1 ■



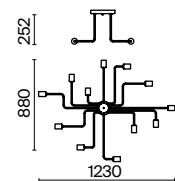
2 ■



3 ■

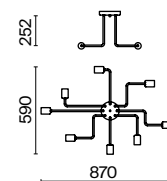
1 ■ **T532CL-12B**

12 x E27 60W  
IP 20



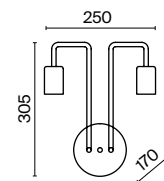
2 ■ **T532CL-08B**

8 x E27 60W  
IP 20



3 ■ **T532WL-02B**

2 x E27 60W  
IP 20



# Jackson

B  
BS

IP20

**EN** Fittings – metal, color – black. Decorative caps in brass shade. Industrial style. Height is adjustable using cable.

**DE** Metallbeschläge in Schwarz. Dekorative Kappen aus Messing. Industriestil. Durch ein Seil einstellbare Höhe.

**FR** Armatura – metallo, colore - nero. Cappucci decorativi in tonalità ottone. Stile industriale. L'altezza è regolabile con un cavo.

**FR** Armature : métal, couleur : noir. Capuchons décoratifs de teinte laiton. Style industriel. Hauteur réglable par câble.



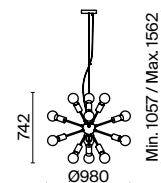
1



2

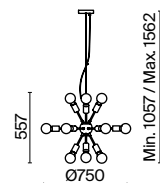
1 ■ **T546PL-18B**

⚡ 18 x E27 7W  
IP 20



2 ■ **T546PL-12B**

⚡ 12 x E27 7W  
IP 20





# Broni

B  
GR

IP20



**EN** Black metal fittings. Grey concrete dome lamp. Optional ceiling mount. Height is adjustable by cord.

**DE** Metallbeschläge in Schwarz. Lampenschirm aus Beton in Grau. Zusätzliche Deckenbefestigung. Durch ein Seil einstellbare Höhe.

**FR** Armatura in metallo nero. Plafoniera in cemento grigio. Supporto aggiuntivo a soffitto. L'altezza è regolabile con un cordino.

**FR** Armature métallique de couleur noire. Globe béton de teinte grise. Fixation de plafond supplémentaire. Hauteur réglable par un cordon.



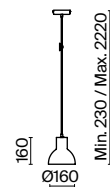
1 ■



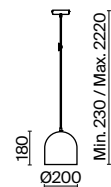
2 ■

1 ■ **T434-PL-01-GR**

1 × E27 60 W  
IP 20

2 ■ **T451-PL-01-GR**

1 × E27 60 W  
IP 20



Modern  
crystal

Backlight

Picture

# EVENING MOMENTS

Classic  
elegant

Table

Modern  
minimal

Classic  
crystal



Evening light has a special atmosphere and is associated with many pleasant memories, events and familiar rituals. One of the traditional symbols of classical evening lighting are crystal lamps in all their manifestations - from classic grand dames in the living rooms and halls to chiseled diamonds in modern interiors.

Crystal lamps are a great opportunity to multiply the light. Reflected and refracted in pendants, it scatters around the room, creating the effect of bright lighting.

Das Abendlicht hat eine besondere Atmosphäre und ist mit vielen schönen Erinnerungen, Ereignissen und vertrauten Ritualen verbunden. Eines der traditionellen Symbole für eine strenge Abendbeleuchtung sind Kristalleuchten in all ihren Erscheinungsformen - von den klassischen Grandes Dames-Wohnzimmer und Säle bis hin zu den geschliffen Facetten von Diamanten der modernen Innenräume.

Kristalleuchten sind eine großartige Möglichkeit, das Licht zu vervielfachen. Das Licht wird in den Pendelleuchten reflektiert und gebrochen, so dass es sich im Raum verteilt und einen hellen Lichteffect erzeugt.

Modern crystal p. 248  
Classic elegant p. 288  
Classic crystal p. 304

The mastership of staging light in an interior with crystal lamps is the creation of a special light scenography for them using the possibilities of functional light. Crystal lamps stand out most effectively with a main light focused on them, creating glare along the contour, and the use of point directional light at an acute angle also looks interesting.

Choose your own light scene and change it according to your mood with Maytoni Technical functional lighting systems.

Die höchste Kunst der Lichtorganisation in einem Innenraum mit Kristalleuchten besteht darin, mit Hilfe der Möglichkeiten der Architekturbeleuchtung eine besondere Lichtinszenierung zu erzeugen. Am auffälligsten sind Kristalleuchten mit einem auf sie gerichtetem Schlüssellicht, das die Konturen blendet, und auch die Verwendung von gerichtetem Punktlicht in einem spitzen Winkel ist interessant.

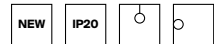
Wählen Sie Ihre eigene Lichtszene und verändern Sie sie je nach Stimmung mit den funktionalen Lichtsystemen von Maytoni Technical.





# Tissage

G



**EN** Fittings – metal, color – gold. Decorative pendants— textured glass and metal plates. Trendy geometric shapes. Spectacular play of light in the decoration. Wide range for general and area lighting.

**DE** Metallbeschläge in Gold. Dekorative Anhänger: Strukturiertes Glas und Metallplatten. Trendige geometrische Formen. Spektakuläres Lichtspiel im Dekor. Breite Palette für allgemeine und Zonenbeleuchtung.

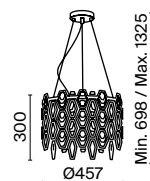
**IT** Armatura - metallo, colore - oro. Pendenti decorativi - vetro strutturato e lastre di metallo. Forme geometriche alla moda. Spettacolare gioco di luci nel decoro. Vasta gamma per l'illuminazione generale e d'area.

**FR** Armature : métal, couleur : dorée. Pendentifs décoratifs : verre texturé et plaques métalliques. Formes géométriques tendance. Jeu de lumière efficient dans les éléments de décoration. Large assortiment pour un éclairage général ou zonal.

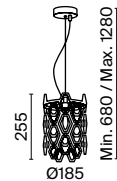


1 **MOD490PL-07G**    2 **MOD490PL-01G**    3 **MOD490WL-02G**

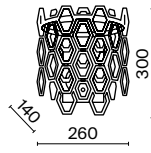
7 x E14 40 W  
IP 20



1 x E14 40 W  
IP 20



2 x E14 40 W  
IP 20



MOD490PL-07G

# Coil

CH



**EN** Stainless steel and glass fittings, fittings color – chrome. Textured dome lamp with glass decorative elements. Light source – LEDs with a color temperature of 3000K.

**DE** Beschläge aus Edelstahl und Glas, Farbton der Beschläge: Chrom. Fakturierter Lampenschirm mit Dekor aus Glasmassiv. Lichtquelle: LEDs mit einer Farbtemperatur von 3000K.

**IT** Armatura in acciaio inox e vetro, colore dell'armatura - cromo. Plafoniera strutturata con decori in vetro massiccio. La sorgente luminosa è LED con una temperatura di colore di 3000K.

**FR** Armature en acier inoxydable et en verre, couleur de l'armature : chrome. Globe texturé avec élément décoratif en verre massif. Source de lumière : LED avec une température de couleur de 3 000 K. supplémentaire. Hauteur réglable par un cordon.



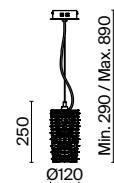
1



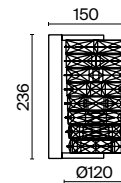
2

1 ■ **MOD124PL-L3CH3K** 2 ■ **MOD124WL-L6CH3K**

LED 3W 200lm  
t° 3000K >90Ra 360°  
IP 20



LED 6W 300lm  
t° 3000K >90Ra 360°  
IP 20





# Recinto

CH

IP20

**EN** Metal fittings, color – chrome. Decorative elements – rectangular crystal plates. Light sources are hidden under textured glass. The height of the lamps is adjustable using cable.

**DE** Metallbeschläge in Chrom. Dekor: Rechteckige Kristallplatten. Lichtquellen sind unter dem fakturierten Glas verdeckt. Durch ein Seil einstellbare Höhe der Leuchten.

**IT** Armatura in metallo, colore - cromo. Decoro - piastre di cristallo rettangolari. Le sorgenti luminose sono nascoste sotto il vetro strutturato. L'altezza delle lampade è regolabile con un cavo.

**FR** Armature métallique, couleur : chrome. Élément décoratif : plaques de cristal rectangulaires. Sources de lumière dissimulée sous verre texturé. Hauteur des luminaires réglable par câble.



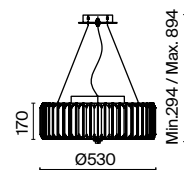
1



2

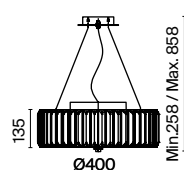
1 **MOD080CL-08CH**

8 x E27 60 W  
IP 20



2 **MOD080CL-06CH**

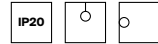
6 x E27 60 W  
IP 20



MOD080CL-08CH

# Gelid

CH



**EN** Metal fittings, color – chrome. Lampshades frame – metal, decorative elements– transparent crystal glass. Height of pendant lamps is adjustable.

**DE** Metallbeschläge in Chrom. Rahmen des Lampenschirms: Metall, Dekor: Transparenter Kristall. Einstellbare Höhe der Pendelleuchte.

**IT** Armatura in metallo, colore - cromo. La struttura del paralume è in metallo, il decoro è in cristallo trasparente. L'altezza delle lampade a sospensione è regolabile.

**FR** Armature métallique, couleur chrome. Carcasse de l'abat-jour : métal, élément décoratif : cristal transparent. Hauteur des suspensions réglable.



1



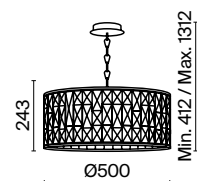
2



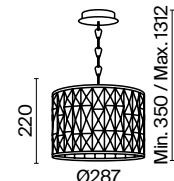
3

1 ■ **MOD184-PL-04-CH**    2 ■ **MOD184-PL-01-CH**    3 ■ **MOD184-WL-01-CH**

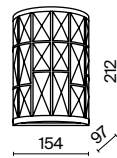
⚡ 4 × E27 60 W  
IP 20



⚡ 1 × E27 60 W  
IP 20



⚡ 1 × G9 40 W  
IP 20



MOD184-WL-01-CH

MOD184-PL-04-CH



# Wonderland

G

IP20



EN Stainless steel fittings of gold color. Dome lamp of blown glass, inside – crystal pendants. Part of the dome lamps with a mirror finish to match the fittings. Light source – lamps with E14 base.

DE Beschläge aus Edelstahl in Gold. Lampenschirm aus geblasenem Glas, mit Kristallanhänger innen. Ein Teil des spiegelbeschichteten Lampenschirms im Farbton der Beschläge. Lichtquelle: Leuchtmittel mit einer Fassung E14.

IT Armatura in acciaio inossidabile color oro. Plafoniera in vetro soffiato con pendenti in cristallo all'interno. Parte della plafoniera con rivestimento a specchio in tinta con l'armatura. Sorgente luminosa - lampadine con attacco E14.

FR Armature en acier inoxydable de couleur dorée. Globe en verre soufflé, à l'intérieur pendentifs en cristal. Partie du globe avec revêtement en miroir dans la teinte de l'armature. Source de lumière : ampoules à culot E14.



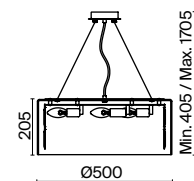
1



2

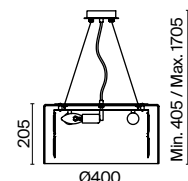
1 ■ MOD313PL-06G

⚡ 6 × E14 60W  
IP 20



2 ■ MOD313PL-04G

⚡ 4 × E14 60W  
IP 20





# Revero

G BS

NEW IP20

**EN** Metal fittings in two colors: brass and gold. Multi-layered decoration. Pendants: transparent (fittings – brass) and amber (fittings – gold) glass. Height of pendant models is adjustable.

**DE** Metallbeschläge in 2 Farbtönen: Messing und Gold. Mehrstufiger Dekor. Anhänger: Transparentes (Beschläge: Messing) und bernsteinfarbenes (Beschläge: Gold) Glas. Einstellbare Höhe der Pendelmodelle.

**IT** Armatura metallica in due tonalità: oro e ottone. Decoro a più livelli. Pendenti: vetro trasparente (armatura: ottone) e ambra (armatura: ottone). L'altezza dei modelli a sospensione è regolabile.

**FR** Armature en métal, en deux teintes : laiton et dorée. Élément de décoration sur plusieurs niveaux. Pendentifs : verre transparent (armature : laiton) et ambre (armature : dorée). Hauteur des modèles de suspensions réglable.



1



2



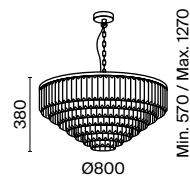
3



4

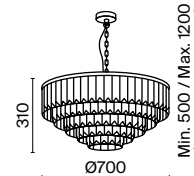
1 **MOD085PL-16BS**

16 x E14 40 W  
IP 20



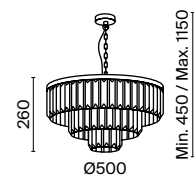
2 **MOD085PL-12BS**

12 x E14 40 W  
IP 20



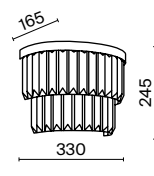
3 **MOD085PL-07G**  
**MOD085PL-07BS**

7 x E14 40 W  
IP 20



4 **MOD085WL-01G**  
**MOD085WL-01BS**

1 x E14 40 W  
IP 20





# Puntes

G CH



**EN** Fittings material— metal, shades — chrome and gold. Decorative elements— bulk crystal of complex cut. Height of pendant models is adjustable by chain length.

**DE** Material der Beschläge: Metall, Farbtöne: Chrom und Gold. Dekor: Massive Kristalle mit komplexem Schliff. Durch die Länge der Kette einstellbare Höhe der Pendelmodelle.

**IT** Materiale dell'armatura - metallo, tonalità - cromo e oro. Decoro: cristalli massicci di taglio complesso. L'altezza dei modelli a sospensione è regolata dalla lunghezza della catena.

**FR** Matériau de l'armature : métal, teintes : chrome et dorée. Élément décoratif : cristaux massifs à structure complexe. Hauteur des modèles de suspensions réglable par une longue chaîne.



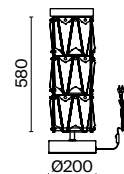
1



2

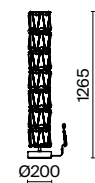
1 **MOD043TL-02G**  
**MOD043TL-02CH**

2 × E14 60 W  
IP 20



2 **MOD043FL-08G**  
**MOD043FL-08CH**

8 × E14 60 W  
IP 20



MOD043TL-02G

MOD043FL-08G

# Puntes



3



4



5



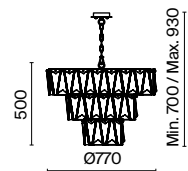
6



7

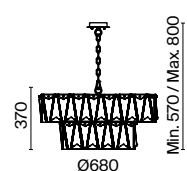
3 **MOD043PL-18G**  
**MOD043PL-18CH**

18 x E14 40W  
IP 20



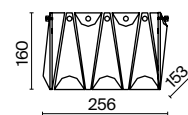
4 **MOD043PL-12G**  
**MOD043PL-12CH**

12 x E14 40W  
IP 20



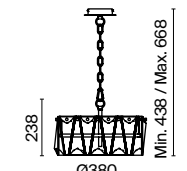
5 **MOD043WL-01G**  
**MOD043WL-01CH**

1 x E14 60W  
IP 20



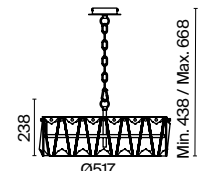
6 **MOD043PL-04G**

4 x E14 60W  
IP 20



7 **MOD043PL-06G**  
**MOD043PL-06CH**

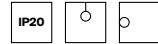
6 x E14 60W  
IP 20





# Cerezo

CH



**EN** Metal fittings, color – chrome. Dome lamp is made up of transparent optical glass plates. The metal frame of the dome lamp is colored to match the fittings. Height of pendant models is adjustable.

**DE** Metallbeschläge in Chrom. Lampenschirm besteht aus transparentem optischem Glas. Metallrahmen des Lampenschirms ist im Farbton der Beschläge gefärbt. Einstellbare Höhe der Pendelmodelle.

**IT** Armatura in metallo, colore - cromo. La plafoniera è composta da lastre di vetro ottico trasparente. La struttura metallica della plafoniera è verniciata in tinta con l'armatura. L'altezza dei modelli a sospensione è regolabile.

**FR** Armature en métal, couleur : chrome. Globe composé de plaques de verre optique transparent. Carcasse métallique du globe dans la teinte de l'armature. Hauteur des modèles de suspensions réglable.



1



2



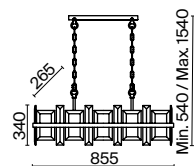
3



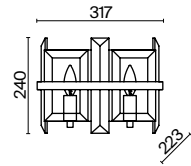
4

1 ■ **MOD201PL-08N**

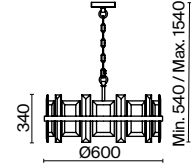
8 × E14 40 W  
IP 20

2 ■ **MOD201WL-02N**

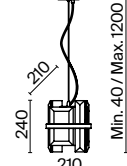
2 × E14 40 W  
IP 20

3 ■ **MOD201PL-05N**

5 × E14 40 W  
IP 20

4 ■ **MOD201PL-01N**

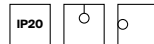
1 × E14 40 W  
IP 20





# Hail

CH



**EN** Metal fittings, color – chrome. Crystal decorative elements of two types: large, elongated along the outer perimeter and rounded on pendants. Height of pendant models is adjustable. Light source – lamps with E14 base.

**DE** Metallbeschläge in Chrom. Zwei Arten von Kristalldekor: Ein großer, länglicher am äußeren Rand Dekor und ein abgerundeter Dekor mit Anhängern. Einstellbare Höhe der Pendelmodelle. Lichtquelle: Leuchtmittel mit einer Fassung E14.

**FR** Armatura in metallo, colore - cromo. Decoro in cristallo di due tipologie: grande, allungato lungo il perimetro esterno, e arrotondato sui pendenti. L'altezza dei modelli a sospensione è regolabile. Sorgente luminosa - lampadine con attacco E14.

**PR** Armature en métal, couleur : chrome. Éléments décoratifs en cristal de deux types : important étiré sur le périmètre extérieur et arrondi sur les pendants. Hauteur des modèles de suspension réglable. Source de lumière : ampoules à culot E14.



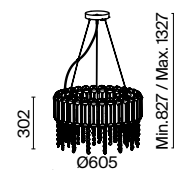
1



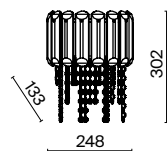
2

1 ■ **MOD097PL-08CH**

⊙ 8 × E14 40W  
IP 20

2 ■ **MOD097WL-02CH**

⊙ 2 × E14 40W  
IP 20





# Facet

G CH

NEW IP20

**EN** Fittings material— metal, shades – chrome and gold. Decorative elements— transparent glass crystals. Architectural faceting of decorative elements. Light source – lamps with E14 base.

**DE** Material der Beschläge: Metall, Farbtöne: Chrom und Gold. Dekor: Transparente Glaskristalle. Architektonischer Schliff von dekorativen Elementen. Lichtquelle: Leuchtmittel mit einer Fassung E14.

**IT** Materiale dell'armatura - metallo, Plafoniere - cromo e oro. Decoro – cristalli di vetro trasparenti. Sfaccettature architettoniche di elementi decorativi. Sorgente luminosa - lampadine con attacco E14.

**FR** Matériau de l'armature : métal, teintes : chrome et dorée. Élément décoratif : cristaux de verre transparent. Taille architecturale des éléments décoratifs. Source de lumière : ampoules à culot E14.



1



2

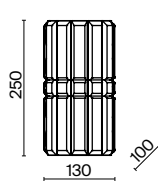
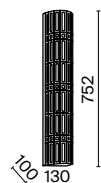
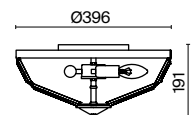
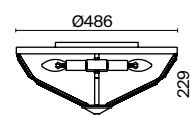


3



4

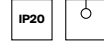
- |   |   |   |   |   |   |   |   |
|---|---|---|---|---|---|---|---|
| 1 | <ul style="list-style-type: none"> <li>■ MOD094CL-06G</li> <li>■ MOD094CL-06CH</li> </ul> | 2 | <ul style="list-style-type: none"> <li>■ MOD094CL-04G</li> <li>■ MOD094CL-04CH</li> </ul> | 3 | <ul style="list-style-type: none"> <li>■ MOD094WL-03G</li> <li>■ MOD094WL-03CH</li> </ul> | 4 | <ul style="list-style-type: none"> <li>■ MOD094WL-01G</li> <li>■ MOD094WL-01CH</li> </ul> |
|   | <ul style="list-style-type: none"> <li>⦿ 6 × E14 60 W</li> <li>IP 20</li> </ul>           |   | <ul style="list-style-type: none"> <li>⦿ 4 × E14 60 W</li> <li>IP 20</li> </ul>           |   | <ul style="list-style-type: none"> <li>⦿ 3 × E14 60 W</li> <li>IP 20</li> </ul>           |   | <ul style="list-style-type: none"> <li>⦿ 1 × E14 60 W</li> <li>IP 20</li> </ul>           |



MOD094WL-03G

# Toils

G

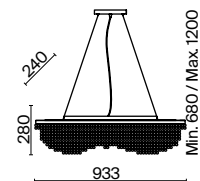


- EN Metal frame. Shade – gold. Steel cables are adjustable in height. Crystal pendants.
- DE Metallrahmen. Farbton: Gold. Stahlseile sind in der Höhe verstellbar. Anhänger aus Kristall.
- IT Struttura metallica. Colore: oro. L'altezza dei cavi in acciaio è regolabile. Pendenti in cristallo.
- FR Carcasse en métal. Teinte : dorée. Câbles acier réglables en hauteur. Pendentifs en cristal.



1 ■ **DIA600-07-G**

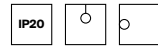
7 × E14 60W  
IP 20





# Flare

G



**EN** Fittings material— metal, color — gold. Decorative elements— crystal of large architectural faceting. Height of pendant chandeliers is adjustable by chain. Light source — lamps with E14 base.

**DE** Material der Beschläge: Metall, Farbton: Gold. Dekor: Kristall mit großformatigem architektonischem Schnitt. Durch eine Kette einstellbare Höhe der Pendel-Kronleuchte. Lichtquelle: Leuchtmittel mit einer Fassung E14.

**IT** Materiale dell'armatura - metallo, colore - oro. Decoro: cristallo di grandi dimensioni con taglio architettonico. L'altezza dei lampadari a sospensione è regolabile con una catena. Sorgente luminosa - lampadine con attacco E14.

**FR** Matériau de l'armature : métal, couleur : dorée. Élément décoratif : cristal taillé architecturalement en grande dimension. Hauteur des lustres suspendus réglable par une chaîne. Source de lumière : ampoules à culot E14.



1



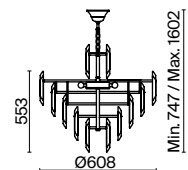
2



3

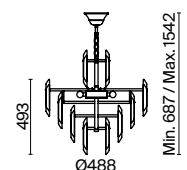
1 **DIA200PL-08G**

8 × E14 40W  
IP 20



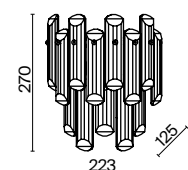
2 **DIA200PL-06G**

6 × E14 40W  
IP 20



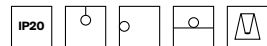
3 **DIA200WL-02G**

2 × E14 40W  
IP 20



# Talento

CH



EN Metal fittings, color – chrome. Textile lampshades, applied to PVC. Color – white. Decorative elements – bulk crystal of complex cut. Height of the pendant chandelier is adjustable.

DE Metallbeschläge in Chrom. Lampenschirme aus Textil, auf PVC aufgetragen. Farbton: Weiß. Dekor: Massive Kristalle mit komplexem Schliff. Einstellbare Höhe der Pendel-Kronleuchte.

IT Armatura in metallo, colore - cromo. Paralumi in tessuto applicato al PVC. Colore bianco. Decoro: grandi cristalli di taglio complesso. L'altezza del lampadario sospeso è regolabile.

FR Armature en métal, couleur : chrome. Abat-jours en textile appliqué sur PVC. Couleur : blanc. Élément décoratif : cristaux massifs à taille complexe. Hauteur du lustre suspendu réglable.



1



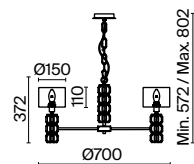
2



3

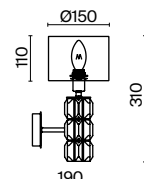
1 **DIA008PL-05CH**

5 x E14 40 W  
IP 20



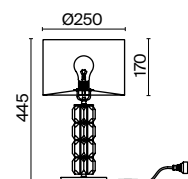
2 **DIA008WL-01CH**

1 x G9 40 W  
IP 20



3 **DIA008TL-01CH**

1 x E27 40 W  
IP 20



DIA008TL-01CH

DIA008PL-05CH



# Dune

G CH



**EN** Metal fittings in two colors: chrome, gold. Decorative elements— clear crystals. Ceiling models have two tiers of pendants. Height of the pendant chandelier is adjustable using cable.

**DE** Metallbeschläge in 2 Farbtönen: Chrom und Gold. Dekor: Transparente Kristalle. Deckenmodelle haben zwei Schichten von Anhängern. Durch ein Seil einstellbare Höhe der Pendel-Kronleuchte.

**IT** Armatura metallica in due tonalità: cromo, oro. Decoro - cristalli trasparenti. I modelli da soffitto hanno due livelli di pendenti. L'altezza del lampadario a sospensione è regolabile con un cavo.

**FR** Armature métallique en deux teintes : chrome, dorée. Élément décoratif : cristaux transparents. Les modèles de plafond disposent de deux niveaux de pendentifs. Hauteur du lustre suspendu réglable par câble.



1



2



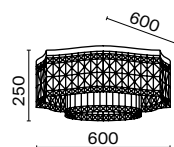
3



4

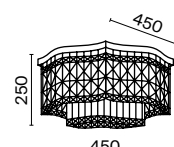
1 **DIA005CL-10CH**

10 × E14 60W  
IP 20



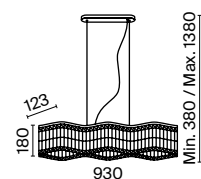
2 **DIA005CL-06G**  
**DIA005CL-06CH**

6 × E14 60W  
IP 20



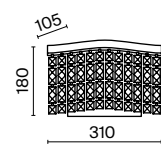
3 **DIA005PL-06G**

6 × E14 60W  
IP 20



4 **DIA005WL-02G**

2 × E14 60W  
IP 20

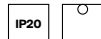


DIA005PL-06G



# Cascade

G



**EN** Classic series of chandeliers with a cascade of crystals twisted in a spiral. Steel fittings are plated in gold color. The ceiling bowl is framed by a decorative ornament.

**DE** Klassische Serie von Kronleuchten mit einer spiralförmig verdrehten Kaskade von Kristallen. Stahlbeschläge sind galvanisch in Gold beschichtet. Deckenschale, von einem dekorativen Ornament umrahmt.

**IT** Serie classica di lampadari con cascata di cristalli a spirale. Armatura in acciaio galvanizzata in colore oro. La ciotola da soffitto è incorniciata da un ornamento decorativo.

**FR** Série classique de lustres avec une cascade de cristaux en spirale. Armature en acier recouverte d'un procédé galvanisé de couleur dorée. La vasque du plafond est encadrée par un ornement décoratif.



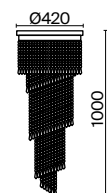
1



2

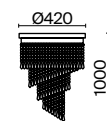
1 **DIA522-CL-12-G**

⊙ 12 × E14 60W  
IP 20



2 **DIA522-CL-07-G**

⊙ 7 × E14 60W  
IP 20





# Krone

G

NEW IP20

**EN** Metal fittings of gold color. Asymmetrical crystal decoration. Trendy circle shape. LED light source with temperature of 4000K. High color rendering index is 90Ra.

**DE** Metallbeschläge in Gold. Asymmetrischer Kristalldekor. Trendige Kreisform. LED-Lichtquelle mit einer Farbtemperatur von 4000K. Hoher Farbwiedergabeindex von 90Ra.

**IT** Armatura in metallo color oro. Decoro asimmetrico in cristallo. Forma circolare alla moda. Sorgente luminosa a LED con una temperatura di 4000K. Alto indice di resa cromatica 90Ra.

**FR** Armature métallique de couleur dorée. Élément décoratif asymétrique en cristal. Forme ronde tendance. Source de lumière LED avec une température de 4 000 K. Indice de rendu de couleur élevé : 90 Ra.



1



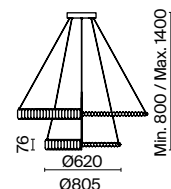
2



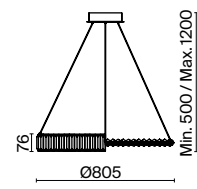
3

1 ■ **P097PL-L90G4K**

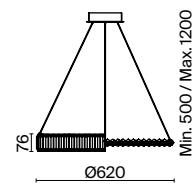
LED 90W 6000lm  
t° 4000K >90Ra 180°  
IP 20

2 ■ **P097PL-L45G4K**

LED 45W 3000lm  
t° 4000K >90Ra 180°  
IP 20

3 ■ **P097PL-L36G4K**

LED 36W 2400lm  
t° 4000K >90Ra 180°  
IP 20



# Fermi

G N

IP20

**EN** Metal fittings in two colors: nickel and gold. Part of dome lamps is made of metal to match the fittings, the other part – of transparent glass. Decorative pendants inside dome lamps. Adjustable height.

**DE** Metallbeschläge in 2 Farbtönen: Nickel und Gold. Ein Teil des Lampenschirms besteht aus Metall im Farbton der Beschläge, der andere Teil besteht aus transparentem Glas. Dekorative Anhänger im Innern der Lampenschirme. Einstellbare Höhe.

**IT** Armatura metallica in due tonalità: nichel e oro. Plafoniera parzialmente in metallo in tinta con l'armatura, l'altra parte è in vetro trasparente. Pendenti decorativi all'interno delle plafoniere. Altezza regolabile.

**FR** Armature en métal en deux teintes : nickel et dorée. Partie du globe réalisée en métal de la teinte de l'armature, l'autre partie transparente. Pendants décoratifs à l'intérieur des globes. Hauteur réglable.



1



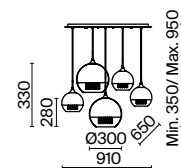
2



3

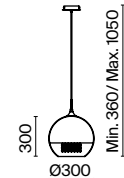
1 **P140-PL-170-5-G**  
**P140-PL-170-5-N**

⊙ 5 × E27 60 W  
IP 20



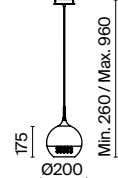
2 **P140-PL-170-1-G**  
**P140-PL-170-1-N**

⊙ 1 × E27 60 W  
IP 20



3 **P140-PL-110-1-G**  
**P140-PL-110-1-N**


⊙ 1 × E27 60 W  
IP 20





# Iceberg

N



**EN** Fittings material – metal, shade – nickel. Glass dome lamps. Part of dome lamps is colored in nickel shade, the other part – transparent. Decorative pendants inside dome lamps.

**DE** Material der Beschläge: Metall, Farbton: Nickel. Lampenschirme aus Glas. Ein Teil des Lampenschirms ist im Farbton Nickel gefärbt, der andere Teil ist transparent. Dekorative Anhänger im Innern des Lampenschirms.

**IT** Materiale dell'armatura – metallo, tonalità – nichel. Plafoniere in vetro. Parte della plafoniera è verniciata di color nichel, l'altra parte è trasparente. All'interno delle plafoniere ci sono pendenti decorativi.

**FR** Matériau de l'armature : métal, teinte : nickel. Globes en verre. Partie du globe teinte dans la couleur nickel, l'autre partie transparente. Pendentifs décoratifs à l'intérieur du globe.



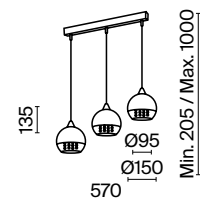
1



2

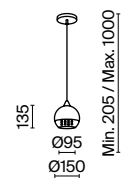
1 **P012-PL-03-N**

3 × E14 40 W  
IP 20



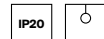
2 **P012-PL-01-N**

1 × E14 40 W  
IP 20



# Blues

N



EN Fittings material – metal, color – nickel. Dome lamps of transparent glass. Decorative pendants inside dome lamps. Height of pendant lamps is adjustable.

DE Material der Beschläge: Metall, Farbton: Nickel. Lampenschirme aus transparentem Glas. Dekorative Anhänger im Innern des Lampenschirms. Einstellbare Höhe der Pendelleuchte.

IT Materiale dell'armatura - metallo, colore - nickel. Plafoniere in vetro trasparente. Pendenti decorativi all'interno della plafoniera. L'altezza delle lampade a sospensione è regolabile.

FR Matériau de l'armature : métal, couleur : nickel. Globes en verre transparent. Pendentifs décoratifs à l'intérieur du globe. Hauteur des suspensions réglable.



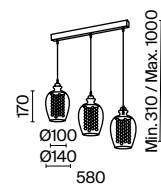
1



2

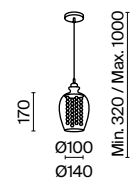
1 ■ MOD044-PL-03-N

3 × E14 40 W  
IP 20



2 ■ MOD044-PL-01-N

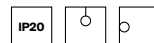
1 × E14 40 W  
IP 20





# Perla

G  
CR



**EN** Metal fittings, color – gold with cream accents. Decorative horns with floral elements. Candle-shaped light sources. Height of the chandelier is adjustable by the length of the chain.

**DE** Metallbeschläge, Farbton: Gold mit cremefarbenen Einsätzen. Dekorative Arme mit floralen Elementen. Kerzenförmige Lichtquellen. Durch die Länge der Kette einstellbare Höhe der Kronleuchte.

**FR** Armatura in metallo, colore – oro con inserti color crema. Luci decorative con elementi floreali. Sorgenti luminose sotto forma di candele. L'altezza del lampadario è regolata dalla lunghezza della catena.

**FR** Armature métallique, couleur dorée avec des incrustations crème. Bras décoratifs avec éléments floraux. Sources de lumière en forme de bougies. Hauteur du lustre réglable par une longue chaîne.



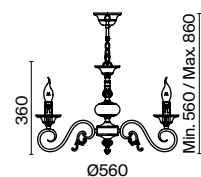
1 ■



2 ■

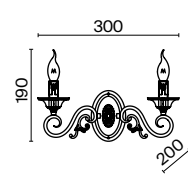
1 ■ **ARM337-05-R**

⊙ 5 × E14 60W  
IP 20



2 ■ **ARM337-02-R**

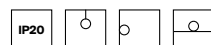
⊙ 2 × E14 60W  
IP 20





# Brionia

BG



EN Fittings material— metal, color — beige. White organza lampshades are made using winding technology. Clear crystal decorative pendants.

DE Material der Beschläge: Metall, Farbton: Beige. Weiße Lampenschirme aus Organza sind in der Wickeltechnik hergestellt. Dekorative Pendelleuchten aus transparenten Kristallen.

IT Materiale dell'armatura - metallo, colore - beige. I paralumi in organza bianca sono realizzati utilizzando la tecnologia dell'avvolgimento. Pendenti decorativi in cristalli trasparenti.

FR Matériau de l'armature : métal, couleur : beige. Abat-jours blancs en organza réalisés par enroulement. Pendentifs décoratifs en cristaux transparents.



1




2



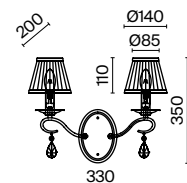
3

1 ■ **ARM172-05-G**

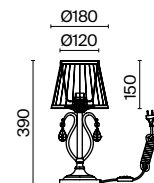
⚡ 5 × E14 40 W  
IP 20

2 ■ **ARM172-02-G**

⚡ 2 × E14 40 W  
IP 20

3 ■ **ARM172-01-G**

⚡ 1 × E14 40 W  
IP 20





# Grace

W  
G

BS

IP20

o

o

o

o

**EN** Metal fittings, shades – brass, white with gold. Models with open light sources and with lampshades. Organza lampshades, shades – beige, white. Spiral decorative elements of the central axis. Crystal pendants. Height of the chandeliers is adjustable.

**DE** Metallbeschläge, Farbtöne: Messing, Weiß mit Gold. Modelle mit offenen Lichtquellen und Lampenschirmen. Lampenschirme aus Organza, Farbtöne: Beige, Weiß. Spiralförmig verdrehter Dekor der Mittelachse. Anhänger aus Kristallen. Einstellbare Höhe der Kronleuchten.

**IT** Armatura in metallo, tonalità – ottone, bianco con oro. Modelli con sorgenti luminose aperte e con paralumi. Paralumi in organza, tonalità – beige, bianco. Decoro a spirale dell'asse centrale. Pendenti in cristallo. L'altezza dei lampadari è regolabile.

**FR** Armature métallique, teintes : laiton, blanc avec dorée. Modèles avec sources de lumière ouvertes et abat-jours. Abat-jours en organza, teintes : beige, blanc. Élément décoratif en spirale sur l'axe central. Pendentifs en cristal. Hauteur du lustre réglable.



1 □




2 □



3 □


1 □ **ARM247-10-G**

⊙ 10 × E14 40W  
IP 20




2 □ **ARM247-08-G**

⊙ 8 × E14 40W  
IP 20



3 □ **ARM247-06-G**

⊙ 6 × E14 40W  
IP 20





# Grace



4 □

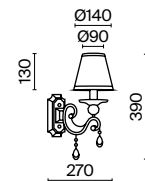
5 □

6 □

7 □

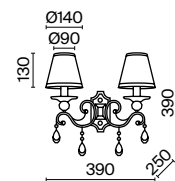
4 □ **ARM247-01-G**

💡 1 × E14 40 W  
IP 20



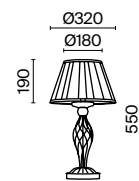
5 □ **ARM247-02-G**

💡 2 × E14 40 W  
IP 20



6 □ **ARM247-00-G**

💡 1 × E14 40 W  
IP 20



7 □ **ARM247-11-G**

💡 1 × E14 40 W  
IP 20



ARM247-11-G



# Grace



8



9



10

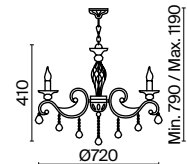
8 ■ RC247-PL-10-R

10 × E14 60W  
IP 20



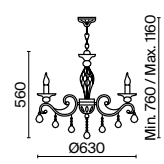
9 ■ RC247-PL-08-R

8 × E14 40W  
IP 20



10 ■ RC247-PL-06-R

6 × E14 60W  
IP 20



RC247-PL-06-R

# Grace



11



12




13



14

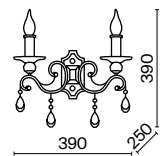
11 ■ RC247-WL-01-R

1 × E14 60 W  
IP 20



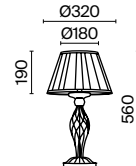
12 ■ RC247-WL-02-R

2 × E14 60 W  
IP 20



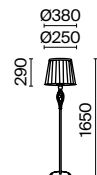
13 ■ RC247-TL-01-R

1 × E14 40 W  
IP 20



14 ■ RC247-FL-01-R

1 × E14 40 W  
IP 20



RC247-FL-01-R



# Sevilla

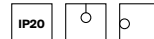
**EN** Fittings material— metal. Color — gold. Decorative crystals of various shapes and faceting. Universal mount 2 in 1. Adjustable chain length for pendant models.

**DE** Material der Beschläge: Metall. Farbton: Gold. Dekorative Kristalle mit verschiedenen Formen und Schliiff. Universelle 2-in-1-Befestigung Einstellbare Länge der Kette der Pendelmodelle.

**IT** Materiale dell'armatura - metallo. Colore - oro. Cristalli decorativi di diversi forme e tagli. Fissaggio universale 2 in 1. Lunghezza della catena regolabile per modelli a sospensione.

**FR** Matériau de l'armature : métal. Couleur - dorée. Cristaux décoratifs de différentes formes et tailles. Fixation universelle 2 en 1. Longueur de la chaîne réglable pour les modèles de suspensions.

G



1



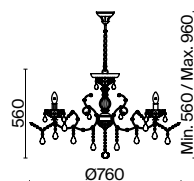
2



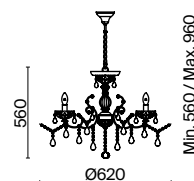
3

1 ■ **DIA004-08-G**

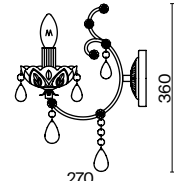
⊙ 8 × E14 60 W  
IP 20

2 ■ **DIA004-06-G**

⊙ 6 × E14 60 W  
IP 20

3 ■ **DIA004-01-G**

⊙ 1 × E14 60 W  
IP 20



# Lantern

W

IP20




**EN** Metal fittings of white color. Lampshade of the lamp— screen-printed metal for the effect of sunlight on tree crowns. Lampshade color— white. Wooden decorative element. Adjustable cable length.

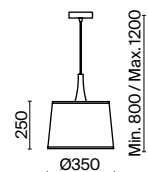
**DE** Metallbeschläge in Weiß. Lampenschirm der Leuchte: Metall mit einem Schablonenmuster für einen Effekt von Sonnenlicht auf den Baumkronen. Farbe des Lampenschirms: Weiß. Dekoratives Element aus Buche. Verstellbare Seillänge.

**IT** Armatura metallica in bianco. Il paralume è in metallo con un motivo a stencil per l'effetto della luce solare sulle chiome degli alberi. Colore del paralume - bianco. Elemento decorativo in legno. Lunghezza del cavo regolabile.

**FR** Armature métallique de couleur blanche. Abat-jour du luminaire : métal avec dessin par pochoir pour un effet de lumière du soleil sur les écorces des arbres. Couleur de l'abat-jour : blanc. Élément décoratif en bois. Longueur du câble réglable.

1 1  **MOD029-PL-01-W**

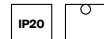
1 x E27 60 W  
IP 20





# Karolina

G



**EN** Fittings – metal, color – gold. Decorative pendants are fixed on a metal frame. Crystals have various shapes and faceting.

**DE** Metallbeschläge in Gold. Dekorative Anhänger sind an einem Metallrahmen befestigt. Kristalle mit verschiedenen Formen und Schliff.

**IT** Armatura - metallo, colore - oro. I pendenti decorativi sono fissati su una struttura di metallo. Cristalli di varie forme e vari tagli.

**FR** Armature : métal, couleur : dorée. Pendentifs fixés sur carcasse métallique. Cristaux de différentes formes et tailles.



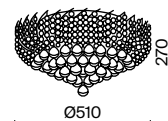
1



2

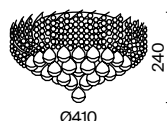
1 **DIA120-09-G**

9 x E14 40W  
IP 20



2 **DIA120-06-G**

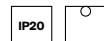
6 x E14 40W  
IP 20





# Broche

N



**EN** Fittings material – metal, color – nickel. Metal lampshades frame is decorated with cut crystals. Compact height.

**DE** Material der Beschläge: Metall, Farbton: Nickel. Metallrahmen des Lampenschirms verziert mit facettierten Kristallen. Kompakte Höhe.

**IT** Materiale dell'armatura - metallo, colore - nickel. La struttura metallica del paralume è decorata con cristalli sfaccettati. Altezza compatta.

**FR** Matériau de l'armature : métal, couleur : nickel. Carcasse métallique de l'abat-jour décorée par des cristaux à facettes. Hauteur compacte.



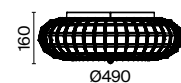
1



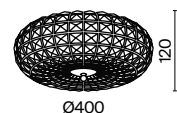
2

1 **DIA902-06-N**

⚡ 6 × E14 60W  
IP 20

2 **DIA902-04-N**

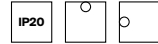
⚡ 4 × E14 60W  
IP 20





# Palace

AG



**EN** Metal fittings, color – antique gold. Decoration of metal elements – inlaid colorful ornament. Tiered crystal pendants hide lamps.

**DE** Metallbeschläge, Farbton: Antikes Gold. Dekor der metallischen Elemente: Ein eingelegetes florales Ornament. Mehrstufige Kristallanhänger verdecken die Leuchtmittel.

**IT** Armatura in metallo, colore oro antico. Decoro degli elementi in metallo: ornamento floreale intarsiato. I pendenti in cristallo a strati nascondono le lampade.

**FR** Armature en métal, couleur : dorée ancien. Décoration des éléments métalliques : ornement floral incrusté. Les pendentifs en cristal sur plusieurs niveaux dissimulent les ampoules.



1



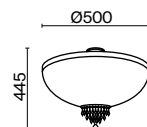
2



3

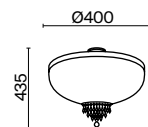
1 **DIA890-CL-06-G**

6 × E27 60 W  
IP 20



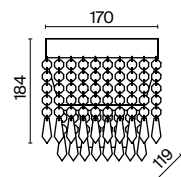
2 **DIA890-CL-05-G**

5 × E27 60 W  
IP 20



3 **DIA890-WL-01-G**

1 × E27 60 W  
IP 20



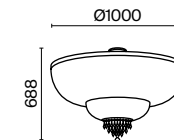
4



5

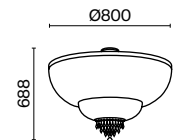
4 **DIA890-CL-18-G**

18 × E27 60 W  
IP 20



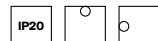
5 **DIA891-CL-14-G**

14 × E27 60 W  
IP 20



# Basfor

AG N



**EN** Fittings – metal. Electroplating in antique gold or antique nickel color. Decorative elements – diamond cut crystals.

**DE** Metallbeschläge. Galvanik im Farbton antikes Gold oder antikes Nickel. Dekor: Kristalle mit Diamantschliff.

**IT** Armatura - metallo. Galvanotecnica in oro antico o nichel antico. Decoro - cristalli a forma di diamante.

**FR** Armature : métal. Galvanisation de couleur dorée ancien et nickel ancien. Éléments décoratifs : cristaux taillés en losange.



1



1



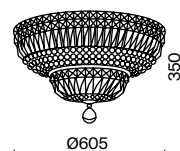
1



1

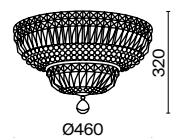
1 **DIA100-CL-16-G**

⚡ 16 × E14 60W  
IP 20



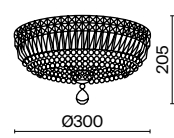
2 **DIA100-CL-12-G**

⚡ 12 × E14 60W  
IP 20



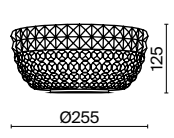
3 **DIA100-CL-03-G**  
**DIA100-CL-03-N**

⚡ 3 × E14 60W  
IP 20



4 **DIA100-WL-02-G**  
**DIA100-WL-02-N**

⚡ 2 × E14 60W  
IP 20

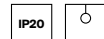


DIA100-CL-03-N



# Bella

G



**EN** Metal fittings, electroplating in gold color. Embossed pattern with white patina. Decorative elements—crystals of various sizes and cuts. Traditional silhouette.

**DE** Metallbeschläge, galvanisiert in der Farbe Gold. Geprägtes Muster mit weißer Patina. Dekor: Kristalle mit unterschiedlicher Größe und Schliff. Traditionelle Silhouette.

**IT** Struttura in metallo, galvanizzata in colore oro. Motivo in rilievo con patina bianca. Decoro - cristalli di diverse dimensioni e tagli. Sagoma tradizionale.

**FR** Armature en métal, galvanisation de couleur dorée. Motif en relief avec une patine blanche. Éléments décoratifs : cristaux de différentes dimensions et tailles. Silhouette traditionnelle.



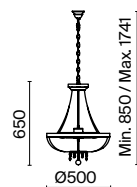
1



2

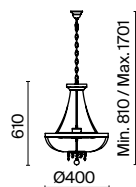
1 ■ **DIA750-TT50-WG**

⚡ 8 × E14 60W  
IP 20



2 ■ **DIA750-TT40-WG**

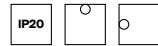
⚡ 2 × E14 60W  
IP 20





# Ottilia

G



**EN** Fittings – metal, shades – gold, nickel. Ring with perforated ornament. Decorative elements– crystals of various sizes and cuts. The traditional shape of an antique bowl.

**DE** Metallbeschläge, Farbtöne: Gold, Nickel. Ring mit einem gekerbten Ornament. Dekor: Kristalle mit unterschiedlicher Größe und Schliff. Traditionelle Form einer antiken Schüssel.

**IT** Armatura - metallo, Plafoniere - oro, nichel. Cerchio con ornamento traforato. Decoro - cristalli di diverse dimensioni e tagli. Forma tradizionale da coppa antica.

**FR** Armature : métal, teintes : dorée, nickel. Cercle avec ornement ajouré. Éléments décoratifs de différentes dimensions et tailles. Vasque ancienne de forme traditionnelle.



1



2



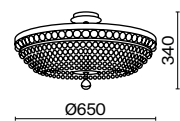
3



4

1 ■ **DIA700-CL-12-G**

⚡ 12 × E14 60W  
IP 20



2 ■ **DIA700-CL-06-G**

⚡ 6 × E14 60W  
IP 20



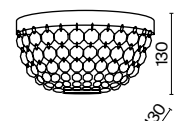
3 ■ **DIA700-CL-03-G**

⚡ 6 × E14 60W  
IP 20



4 ■ **DIA700-WL-02-G**

⚡ 2 × E14 60W  
IP 20



DIA700-WL-02-G

DIA700-CL-12-G



Modern  
crystal

Backlight

Picture

# EVENING MOMENTS

Classic  
elegant

Table

Modern  
minimal

Classic  
crystal

The sunset of the day is the dawn of a new horizon for our homes. In spaces without natural light, you can create any mood and form any architecture of the space – and all this thanks to light. A conscious approach to lighting design is becoming more and more popular with the spread of functional light, and the creation of various lighting scenarios for interiors has already become the ordinary practice.

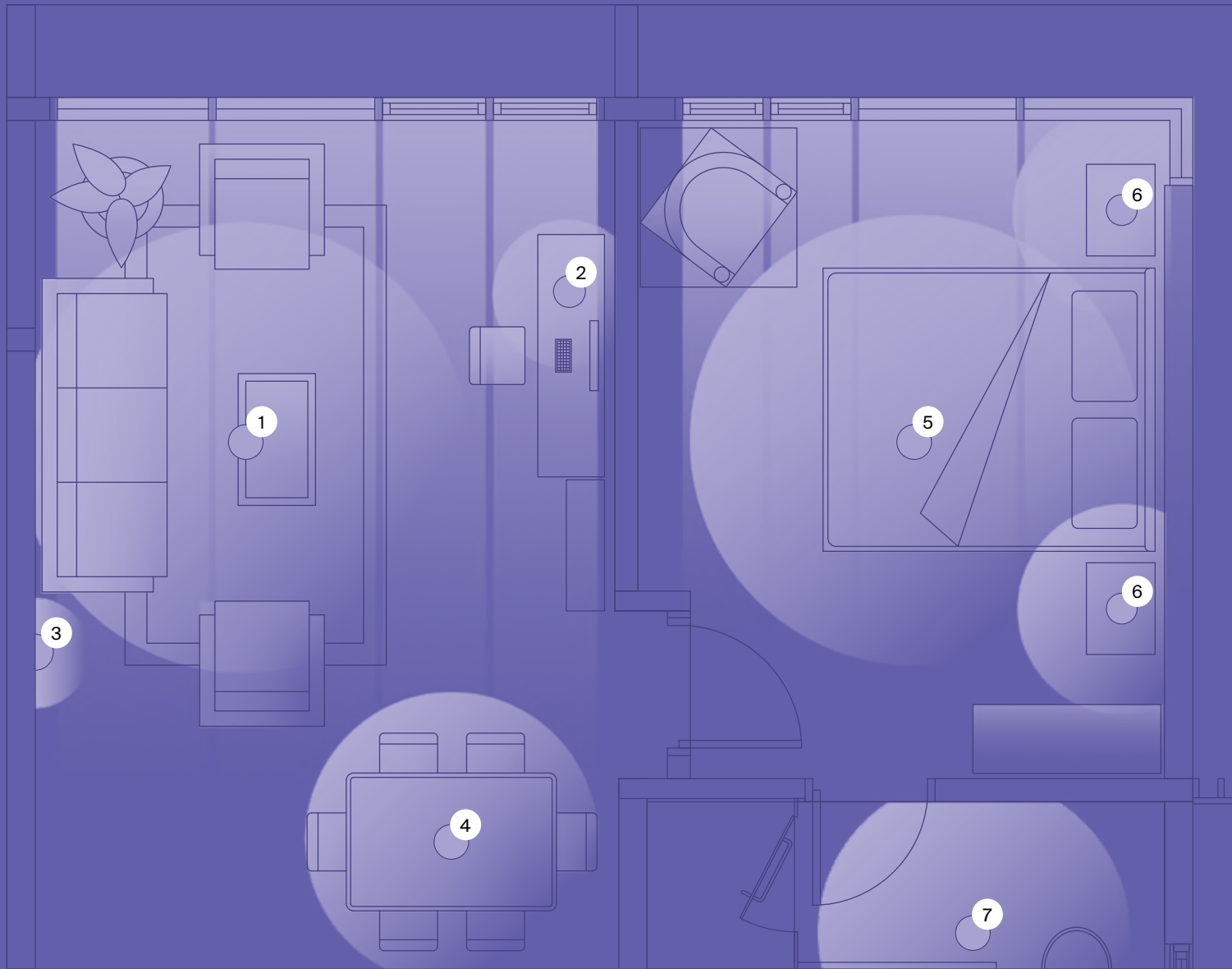
However, most houses and apartments that have already been renovated do not have the flexibility of new buildings in terms of lighting design. And the need for a new light pattern often arises quite spontaneously – with the arrival of guests, the organization of a home office, the appearance of a baby in the house. That is why we are actively developing the concept of intuitive zoning, which provides the decorative lamps with all the opportunities of architectural lighting, while maintaining the standard principles of electrical installation that exist in apartments. The basic principle of the kinematics of our models for intuitive zoning is simple and safe control of the lamp, which is associated with pleasant tactile sensations. You can easily customize everything for yourself with one hand movement. The Maytoni collection has already included several series adhering to this principle with different designs.

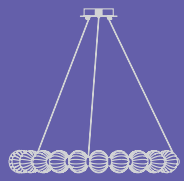
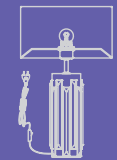


Der Sonnenuntergang des Tages ist der Anbruch eines neuen Horizonts für unsere Häuser. In Räumen, die nicht von natürlichem Licht durchflutet sind, können Sie jede beliebige Stimmung erzeugen und jede beliebige Architektur eines Raums gestalten – und das alles dank des Lichts. Mit der Verbreitung von Architekturbeleuchtung wird ein bewusster Umgang mit dem Lichtdesign immer beliebter, und die Schaffung verschiedener Beleuchtungsszenarien für Innenräume ist bereits zur Norm geworden.


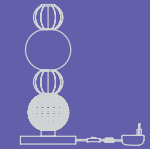

Die meisten Häuser und Wohnungen, die bereits renoviert wurden, haben jedoch nicht die Flexibilität von Neubauten in Bezug auf die Lichtgestaltung. Und oft entsteht der Bedarf an einem neuen Lichtdesign ganz spontan – mit der Ankunft von Gästen, der Einrichtung eines Homeoffice, dem Erscheinen des Babys im Haus. Aus diesem Grund arbeiten wir aktiv an der Entwicklung des Konzepts der intuitiven Zonierung, das den Innenleuchten alle Möglichkeiten des architektonischen Lichts bietet und gleichzeitig die üblichen Prinzipien der Elektroinstallation in Wohnungen beibehält. Das Grundprinzip der Kinematik unserer Modelle für intuitive Zonierung ist die einfache und sichere Bedienung der Leuchte, die mit einer angenehmen Berührungsempfindung verbunden ist. Mit einer Handbewegung können Sie alles an Ihre Bedürfnisse anpassen. Die Maytoni-Kollektion umfasst bereits mehrere Serien, die dieses Prinzip mit unterschiedlichen Designs unterstützen.

Picture p. 324  
Modern minimal p. 330  
Backlight p. 400  
Table p. 408



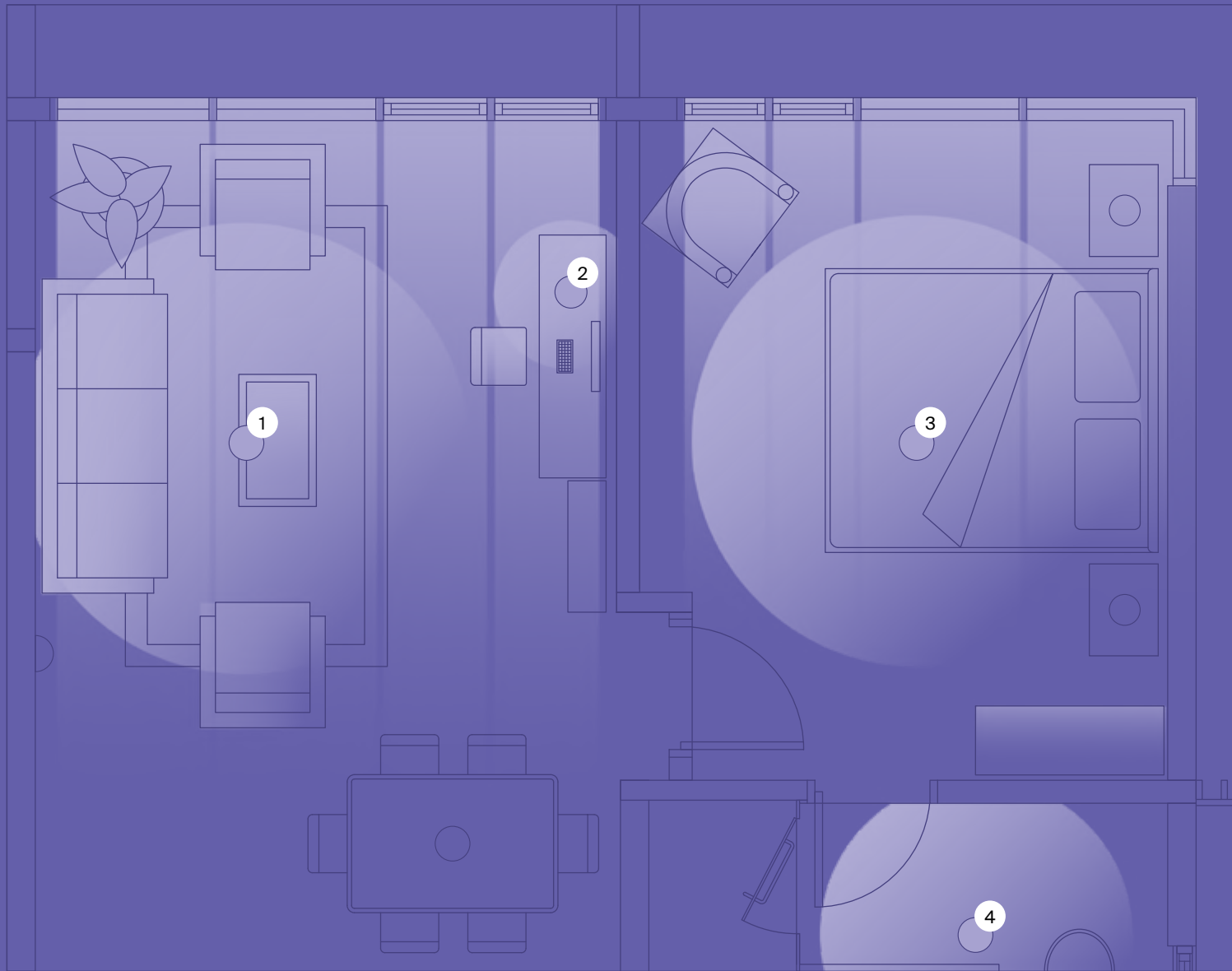


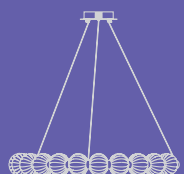



-   
 1 MOD555PL-L30CH5K
-   
 2 MOD304TL-01CH
-   
 3 MOD305WL-01CH
-   
 4 MOD322PL-L6B3K

-   
 5 MOD617CL-04GR
-   
 6 MOD301TL-L18CH3K
-   
 7 MOD547WL-09CH

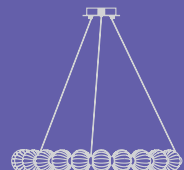





-   
 1 MOD305WL-01CH
-   
 2 MOD322PL-L6B3K
-   
 3 MOD301TL-L18CH3K
-   
 4 MOD547WL-09CH



-   
 1 MOD555PL-L30CH5K
-   
 2 MOD304TL-01CH
-   
 3 MOD617CL-04GR
-   
 4 MOD547WL-09CH



-   
 1 MOD555PL-L30CH5K
-   
 2 MOD305WL-01CH
-   
 3 MOD322PL-L6B3K
-   
 4 MOD301TL-L18CH3K

-   
 5 MOD547WL-09CH



# Picasso

W G BZ

IP20

**EN** Decorative metal body in three shades: white, bronze and gold. Base in the form of a classic rosette. Tilt angle of the backlight is adjusted by a mechanical hinge mounted on the bracket.

**DE** Dekorativer Metallrahmen in 3 Farbtönen: Weiß, Bronze und Gold. Sockel in Form einer klassischen Steckdose. Der Winkel der Hintergrundbeleuchtung wird durch ein mechanisches Scharnier an der Halterung eingestellt.

**IT** Struttura metallica decorativa in tre tonalità: bianco, bronzo e oro. Piede a rosetta classica. L'inclinazione dell'illuminazione è regolata da una cerniera meccanica montata sulla staffa.

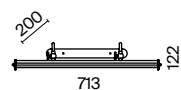
**FR** Corps métallique décoratif en trois teintes : blanc, bronze et dorée. Base de la forme d'une rosace classique. Angle d'inclinaison de l'éclairage réglable par une charnière mécanique montée sur le support.



1

1  **PIC114-02-W**  
 **PIC114-02-R**  
 **PIC114-02-G**

2 x E14 25W  
 IP 20





# Renoir

W

BZ

IP20

□

**EN** Fittings – metal, color – bronze. Ribbed body, embossed base. Mechanical hinge on the bracket adjusts backlight angle.

**DE** Metallbeschläge in Bronze. Gerippter Korpus, Sockel mit geprägtem Muster. Ein mechanisches Scharnier an der Halterung reguliert den Beleuchtungswinkel.

**IT** Armatura - metallo, colore - bronzo. Corpo costolato, piede con motivo in rilievo. Una cerniera meccanica sulla staffa regola l'angolo dell'illuminazione.

**FR** Armature : métal, couleur : bronze. Corps nervuré, base avec dessin en relief. La charnière mécanique sur le support règle l'angle de l'éclairage.



1 □ ■

1 □ **PIC118-22-W**  
■ **PIC118-22-R**

💡 2 × E14 25W  
IP 20





# Govanni

BZ

IP20

**EN** Metal fittings in bronze color. Ribbed body. Mechanical hinges for adjusting the backlight angle.

**DE** Metallbeschläge in Bronze. Gerippter Korpus. Mechanische Scharniere zum Einstellen des Beleuchtungswinkels.

**IT** Armatura in metallo color bronzo. Corpo costolato. Cerniere meccaniche per la regolazione dell'angolo di illuminazione.

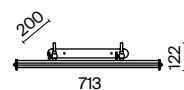
**FR** Armature métallique de couleur bronze. Corps nervuré. Charnières mécaniques pour le réglage de l'angle de l'éclairage.



1

1 ■ **PIC119-44-R**

4 × E14 25W  
IP 20



# Halo

B

BS

NEW

LED

IP20



**EN** Fittings material— aluminum. Shades — black, brass. Trendy geometry in design. LED light source with color temperature is 4000K.

**DE** Material der Beschläge: Aluminium. Farbtöne: Schwarz, Messing. Trendige Geometrie im Design. LED-Lichtquelle mit einer Farbtemperatur von 4000K.

**IT** Materiale dell'armatura - alluminio. Tonalità: nero, ottone. Geometria alla moda nel design. Sorgente luminosa a LED con temperatura di colore di 4000K.

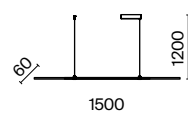
**FR** Matériau de l'armature : aluminium. Teintes : noir, laiton. Design à géométrie tendance. Source de lumière LED avec une température de couleur de 4 000 K.



1 ■ ■ ■

1 ■ **MOD005PL-L36BK**  
■ **MOD005PL-L36BSK**

LED 48 W 2200 lm  
t° 4000K >80 Ra 120°  
IP 20





# Halo



2 ■



3 ■



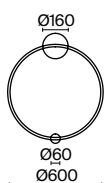
4 ■

2 ■ **MOD005WL-L46BSK1** 3 ■ **MOD005WL-L22BSK1** 4 ■ **MOD005WL-L22BSK**

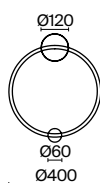
**LED**47W 2300lm  
t° 4000K >80Ra 120°  
IP 20



**LED**36W 1800lm  
t° 4000K >80Ra 120°  
IP 20



**LED**24W 1250lm  
t° 4000K >80Ra 120°  
IP 20



MOD005WL-L46BSK

MOD005WL-L22BSK

# FAD

MB



**EN** Fittings and dome lamps of metal. Shades – matte black. Dome lamps rotate 340° horizontally and 90° vertically. Frosted acrylic diffuser. Integrated LED module. Switch of the wall lamp and table lamp with dimmer.

**DE** Beschläge und Lampenschirme aus Metall. Farbtöne: Mattes Schwarz. Lampenschirme drehen sich horizontal um 340° und vertikal um 90°. Matter Acryl-Diffusor. Integriertes LED-Modul. Schalter für Wandleuchte und Tischleuchte mit einem Dimmer.

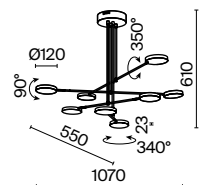
**IT** Armatura e plafoniere in metallo. Colori - nero opaco. Le plafoniere ruotano di 340° in orizzontale e di 90° in verticale. Diffusore in acrilico opaco. Modulo LED integrato. Interruttore dell'appliche e della lampada da tavolo con dimmer.

**FR** Armature et globes en métal. Teintes : noir mat. Les globes pivotent sur 340° à l'horizontale et 90° sur le plan vertical. Diffuseur acrylique mat. Module intégré LED. Interrupteur de l'applique et de la lampe de bureau avec gradateur.

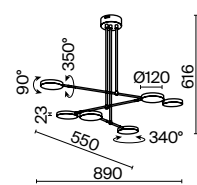


1 ■ **MOD070PL-L48B3K**    2 ■ **MOD070PL-L38B3K**    3 ■ **MOD070WL-L6B3K**

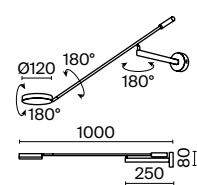
LED 48W 2200lm  
t° 3000K >80Ra 120°  
IP 20



LED 36W 2100lm  
t° 3000K >80Ra 120°  
IP 20



LED 6W 1000lm  
t° 3000K >80Ra 120°  
IP 20





# FAD



4 ■



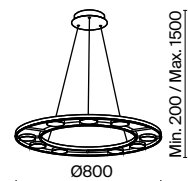
5 ■



6 ■

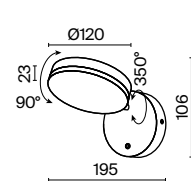
4 ■ **MOD070PL-L63B3K**

LED 54W 2800lm  
t° 3000K >80Ra 120°  
IP 20



5 ■ **MOD070WL-L8B3K**

LED 6W 450lm  
t° 3000K >80Ra 120°  
IP 20



6 ■ **MOD070TL-L8B3K**

LED 6W 450lm  
t° 3000K >80Ra 120°  
IP 20



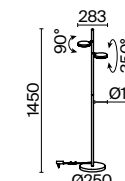
7 ■



8 ■

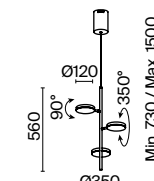
7 ■ **MOD070FL-L12B3K**

LED 12W 1000lm  
t° 3000K >80Ra 120°  
IP 20



8 ■ **MOD070PL-L18B3K**

LED 18W 1100lm  
t° 3000K >80Ra 120°  
IP 20



# Glint

B BS

NEW LED IP20

**EN** Fittings material— aluminum. Shades — brass, black. Minimalistic design. Trendy effect of soaring. LED light source. Color temperature is 3000K.

**DE** Material der Beschläge: Aluminium. Farbtöne: Messing, Schwarz. Minimalistisches Design. Trendeffekt des Schwebens. LED-Lichtquelle. Farbtemperatur 3000K.

**IT** Materiale dell'armatura - alluminio. Tonalità: ottone, nero. Design minimalista. Effetto galleggiamento alla moda. Sorgente luminosa a LED. Temperatura di colore 3000K.

**FR** Matériau de l'armature : aluminium. Teintes : laiton, noir. Design minimaliste. Effet de lévitation tendance. Source de lumière LED. Température de couleur : 3 000 K.



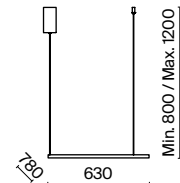
1, 2 ■ ■



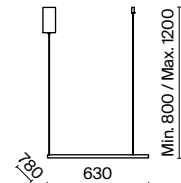
3, 4 ■ ■

1 ■ **MOD072PL-L36BSK1** 2 ■ **MOD072PL-L36B3K1** 3 ■ **MOD072PL-L28BS3K1** 4 ■ **MOD072PL-L28B3K1**

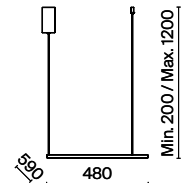
**LED 36W 2200lm**  
**t° 3000K >80Ra 120°**  
**IP 20**



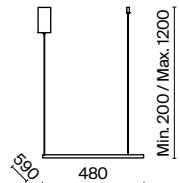
**LED 36W 1700lm**  
**t° 3000K >80Ra 120°**  
**IP 20**



**LED 24W 1500lm**  
**t° 3000K >80Ra 120°**  
**IP 20**



**LED 24W 1100lm**  
**t° 3000K >80Ra 120°**  
**IP 20**



MOD072PL-L28BS3K



# Giro

B  
BS

NEW IP20

**EN** Black metal fittings. Cone-shaped dome lamps are made of aluminum. Shade – brass. Revolving horns, direction of the light can be changed. Height is adjustable with collapsible central element.

**DE** Metallbeschläge in Schwarz. Kegelförmige Lampenschirme aus Aluminium. Farbton: Messing. Drehbare Arme, man kann die Lichtrichtung ändern. Durch ein klappbares Mittelstück einstellbare Höhe.

**IT** Armatura in metallo in nero. Le plafoniere-coni sono realizzate in alluminio. Colore: ottone. Le luci ruotano, si può cambiare la direzione della luce. L'altezza è regolabile con un elemento centrale pieghevole.

**FR** Armature métallique de couleur noire. Globes sphériques en aluminium. Teinte : laiton. Bras pivotants, possibilité de modifier la direction de la lumière. Hauteur réglable à l'aide d'un élément central pliable



1



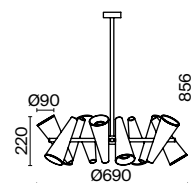
2



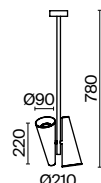
3

1 ■ **MOD095PL-10BS**

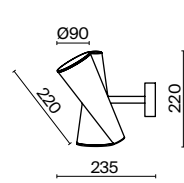
10 × GU10 50 W  
IP 20

2 ■ **MOD095PL-02BS**

2 × GU10 50 W  
IP 20

3 ■ **MOD095WL-02BS**

2 × GU10 50 W  
IP 20



# Satellite

B

W

IP20

LED



**EN** Fittings are made of metal in two colors: white and black. Spots with LED modules do not move around the ring and are adjustable in two planes: horizontally (340°), vertically (90°).

**DE** Beschläge aus Metall in zwei Farbtönen: Weiß und Schwarz. Strahler mit LED-Modulen bewegen sich nicht um den Ring und sind in zwei Ebenen verstellbar: horizontal (340°) und vertikal (90°).

**IT** L'armatura è realizzata in metallo di due tonalità: bianco e nero. I faretti con moduli LED non si muovono attorno all'anello e sono orientabili su due piani: orizzontalmente (340°), verticalmente (90°).

**FR** Armature réalisée en métal en deux teintes : blanc et noir. Spots avec modules LED non déplaçables sur l'anneau et réglables dans les deux plans : à l'horizontale (340°) et à la verticale (90°).

# Mollis

B

NEW

IP20



**EN** Fittings and dome lamps of metal, color – black. The original shape of the dome lamp with a smooth contour. The light sources are hidden under the acrylic diffuser.

**DE** Beschläge und Lampenschirm aus Metall, Farbton: Schwarz. Eine eigenartige Form des Lampenschirms mit einer weichen Kontur. Lichtquellen sind unter dem Acryl-Diffusor verdeckt.

**IT** Armatura e plafoniera in metallo, colore – nero. Forma originale della plafoniera con un contorno scorrevole. Le sorgenti luminose sono nascoste sotto il diffusore in acrilico.

**FR** Armature et globes en métal, couleur : noir. Globe à la forme originale au contour lisse. Sources de lumière dissimulée sous le diffuseur en acrylique.

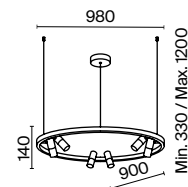


1 ■ □

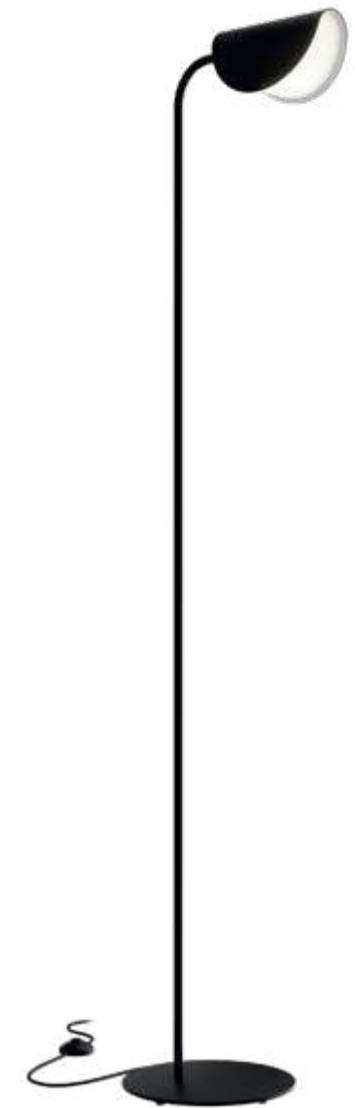


1 ■ **MOD102PL-L42B**  
□ **MOD102PL-L42W**

LED 42W 3900lm  
t° 3000K >80 Ra 90°  
IP 20



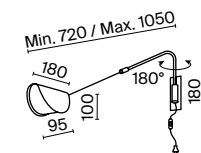
1 ■



3 ■

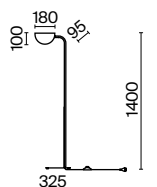
1 ■ **MOD126WL-01B1**

1 × G9 28 W  
IP 20



2 ■ **MOD126FL-01B**

1 × G9 28 W  
IP 20



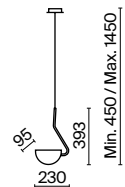


# Mollis



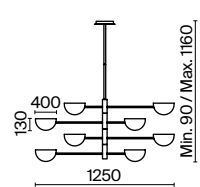
3 ■ **MOD126PL-01B**

1 x G9 28 W  
IP 20



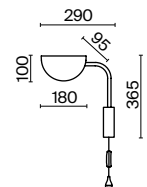
4 ■ **MOD126PL-08B**

8 x G9 28 W  
IP 20



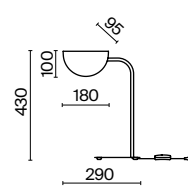
5 ■ **MOD126WL-01B**

1 x G9 28 W  
IP 20



6 ■ **MOD126TL-01B**

1 x G9 28 W  
IP 20



MOD126WL-01B

# Tau

B G B G

NEW LED IP20

**EN** Aluminum body. Shades – gold, matte black. Diffuser of two types– silicone tube and extra strong cord (does not turn yellow over time, has high strength). Soft, even light thanks to the high density of the LEDs. Color temperature is 3000K. LED light source.

**DE** Rahmen aus Aluminium. Farbtöne: Gold, mattes Schwarz. Zwei Arten von Diffusoren: Ein Silikon Schlauch und ein superfestes Kabelbündel (vergilbt im Laufe der Zeit nicht, hat eine hohe Festigkeit). Weiches, gleichmäßiges Leuchten dank der hohen Dichte der LEDs. Farbtemperatur 3000K. LED-Lichtquelle.

**IT** Corpo in alluminio. Sfumature: oro, nero opaco. Diffusore di due tipi: tubo in silicone e laccio super resistente super resistente (non ingiallisce nel tempo, ha un'elevata resistenza). Luce morbida e uniforme grazie all'alta densità dei LED. Temperatura di colore 3000K. Sorgente luminosa a LED.

**FR** Corps en aluminium. Teintes : dorée, noir mat. Diffuseur de deux types : tube silicone et gaine extra résistante (ne jaunit pas avec le temps, possède une forte solidité). Éclairage doux uniforme grâce à une haute densité des LED. Température de couleur : 3 000 K. Source de lumière LED.



1 ■ MOD146PL-L40B3K

LED 40W 2200lm  
t° 3000K >80Ra 260°  
IP 20



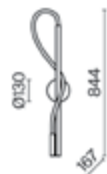
2 ■ MOD146PL-L40G3K

LED 42W 2200lm  
t° 3000K >80Ra 260°  
IP 20



3 ■ MOD166WL-L12G3K

LED 13W 600lm  
t° 3000K >80Ra 260°  
IP 20



4 ■ MOD166FL-L15B3K

LED 13W 450lm  
t° 3000K >80Ra 260°  
IP 20



MOD146PL-L40B3K



# Tau



5 ■



6 ■



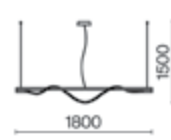
7 ■

5 ■ **MOD166PL-L30G3K**    6 ■ **MOD166PL-L30GB3K**    7 ■ **MOD166PL-L20G3K**

LED 30W 1250lm  
t° 3000K >80Ra 260°  
IP 20

LED 42W 1500lm  
t° 3000K >80Ra 260°  
IP 20

LED 21W 910lm  
t° 3000K >80Ra 260°  
IP 20



# Axis

W B G

NEW IP20 LED

**EN** Fittings material— aluminum, color – gold. Wall models with fittings in three shades: brass, black, white. Tube-shaped dome lamps made of matte acrylic distribute light evenly. Trendy asymmetry in chandelier design. LED light sources with a color temperature of 3000K.

**DE** Aluminiumbeschläge, Farbton: Gold. Wandmodelle in drei Farbtönen: Gold, Schwarz, Weiß. Röhrenförmige Lampenschirme aus mattem Acryl verteilen das Licht gleichmäßig. Trendige Asymmetrie im Kronleuchten-Design. LED-Lichtquellen mit einer Farbtemperatur von 3000K.

**IT** Materiale dell'armatura - alluminio, colore - oro. Modelli da parete in tre tonalità di armatura: ottone, nero, bianco. I tubi in acrilico opaco distribuiscono la luce in modo uniforme. Asimmetria alla moda nel design dei lampadari. Sorgenti luminose a LED con temperatura di colore di 3000K.

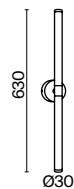
**FR** Matériau de l'armature : aluminium, couleur : dorée. Modèles muraux en trois teintes d'armature : laiton, noir, blanc. Les globes-tubes en acrylique mat diffusent uniformément la lumière. Design tendance de l'asymétrie des lustres. Sources de lumière LED avec une température de couleur de 3 000 K.



1

- 1  **MOD106WL-L16W3K**  
 **MOD106WL-L16B3K**  
 **MOD106WL-L16G3K**

LED 16 W 1400lm  
 t° 3000K >80 Ra 360°  
 IP 20





# Axis



2



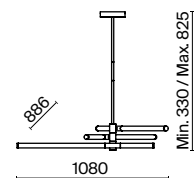
3



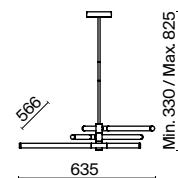
4

2 ■ **MOD106CL-L40G3K**    3 ■ **MOD106PL-L28G3K**    4 ■ **MOD106WL-L10G3K**

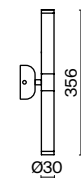
LED 40W 3600lm  
t° 3000K >80Ra 360°  
IP 20



LED 28W 3000lm  
t° 3000K >80Ra 360°  
IP 20



LED 10W 1050lm  
t° 3000K >80Ra 360°  
IP 20



MOD106CL-L40G3K

# Cascade

B BS

NEW LED IP20

**EN** Fittings material— aluminum. Shades — black, brass. Trendy design — lines of light. LED source with color temperature of 4000K.

**DE** Material der Beschläge: Aluminium. Farbtöne: Schwarz, Messing. Trenddesign: Lichtlinien. LED-Lichtquelle mit einer Farbtemperatur von 4000K.

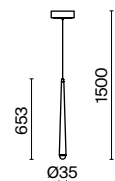
**IT** Materiale dell'armatura - alluminio. Tonalità: nero, ottone. Design alla moda: linee di luce. Sorgente LED con temperatura di colore 4000K.

**FR** Matériau de l'armature : aluminium. Teintes : noir, laiton. Design tendance : lignes de lumière. Source LED avec une température de couleur de 4 000 K.

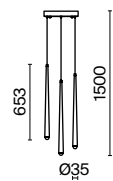


1 ■ **MOD132PL-L36BSK**    2 ■ **MOD132PL-L36BSK1**    3 ■ **MOD132PL-L36BSK2**

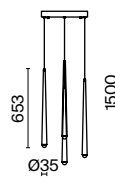
**LED** 9W 700lm  
**t°** 4000K >80Ra 120°  
**IP** 20



**LED** 19W 1600lm  
**t°** 4000K >80Ra 120°  
**IP** 20



**LED** 30W 2250lm  
**t°** 4000K >80Ra 120°  
**IP** 20



MOD132PL-L36BSK1



# Cascade



4 ■



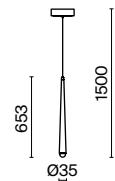
5 ■



6 ■

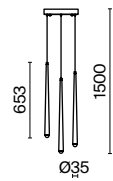
4 ■ **MOD132PL-L28BK**

LED 9W 650lm  
t° 4000K >80Ra 120°  
IP 20



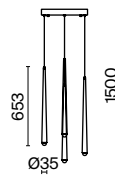
5 ■ **MOD132PL-L28BK1**

LED 19W 1500lm  
t° 4000K >80Ra 120°  
IP 20



6 ■ **MOD132PL-L28BK2**

LED 30W 2300lm  
t° 4000K >80Ra 120°  
IP 20



MOD132PL-L28BK2

# Flow

B

BS

NEW

LED

IP20



**EN** Metal fittings. Shades – matte black, brass. Dimmable and color temperature adjustment function (3000K-6000K). LED light source.

**DE** Metallbeschläge. Farbtöne: Mattes Schwarz, Messing. Dimmfunktion und Farbtemperatureinstellung (3000K-6000K). LED-Lichtquelle.

**IT** Armatura in metallo. Plafoniere: nero opaco, ottone. Funzione di regolazione della luminosità e regolazione della temperatura del colore (3000K-6000K). Sorgente luminosa a LED.

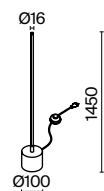
**FR** Armature en métal. Teintes : noir mat, laiton. Fonction de graduation et de réglage de la température de couleur (3 000 K – 6 000 K). Source de lumière LED.



1 ■ ■

1 ■ **MOD147FL-L20BK1**  
■ **MOD147FL-L20BSK1**

LED 25 W 2600 lm  
t° 3000-6000K >80Ra 120°  
IP 20





# Curve

B G

NEW LED IP20

**EN** Fittings material— aluminum. Shades — black, gold. Trendy minimalist design, accent silhouette. LED-diffuser with color temperature of 4000K.

**DE** Material der Beschläge: Aluminium. Farbtöne: Schwarz, Gold. Trendiges minimalistisches Design, akzentuierte Silhouette. LED-Diffusor mit einer Farbtemperatur von 4000K.

**IT** Materiale dell'armatura - alluminio. Sfumature: nero, oro. Design minimalista alla moda, sagoma d'accento. Diffusore LED con temperatura di colore 4000K.


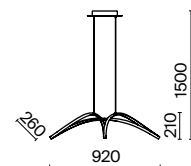
**FR** Matériau de l'armature : aluminium. Teintes : noir, dorée. Design minimaliste tendance, silhouette d'accentuation. Diffuseur LED avec une température de couleur de 4 000 K.



1 ■ ■

1 ■ **MOD156PL-L52B4K**  
■ **MOD156PL-L52G4K**

LED 42W 2800lm  
t° 4000K >85Ra 120°  
IP 20



# Origami

B

W

NEW

LED

IP20



**EN** Fittings material— metal. Shades – white, black. Portable design for light level and design adjustment. Safe live cables. LED light sources with color temperature of 4000K.

**DE** Material der Beschläge: Metall. Farbtöne: Weiß, Schwarz. Bewegliche Konstruktion zur Anpassung der Beleuchtungsintensität und des Designs. Sichere Stromseile. LED-Lichtquellen mit einer Farbtemperatur von 4000K.

**FR** Materiale dell'armatura - metallo. Tonalità: bianco, nero. Struttura snodata per la regolazione del livello di luce e del design. Conduttori sicuri. Sorgenti luminose a LED con temperatura di colore di 4000K.

**FR** Matériau de l'armature : métal. Teintes : blanc, noir. Construction mobile pour le réglage du niveau d'éclairage et du design. Câbles d'alimentation électriques sécurisés. Sources de lumière LED avec une température de couleur de 4 000 K.



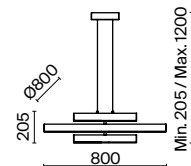
1 ■



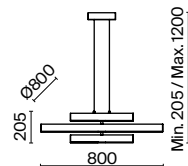
2 □

1 ■ **MOD163PL-L38B4K1**    2 □ **MOD163PL-L38W4K1**

LED 48W 2300lm  
t° 4000K >80Ra 180°  
IP 20



LED 48W 1000lm  
t° 4000K >80Ra 180°  
IP 20





# Node

B G

NEW LED IP20

**EN** Fittings material— metal. Shades — black, gold. The position of the light rings is adjustable. LED light source is covered with matte diffuser. Color temperature is 3000K. High color rendering index is 90Ra.

**DE** Material der Beschläge: Metall. Farbtöne: Schwarz, Gold. Einstellbare Position der Lichtringe. LED-Lichtquelle, von einem matten Diffusor abgedeckt. Farbtemperatur 3000K. Hoher Farbwiedergabeindex von 90Ra.

**IT** Materiale dell'armatura - metallo. Sfumature: nero, oro. La posizione degli anelli luminosi è regolabile. La sorgente luminosa a LED è ricoperta da un diffusore opaco. Temperatura di colore 3000K. Alto indice di resa cromatica 90Ra.

**FR** Matériau de l'armature : métal. Teintes : noir, dorée. Disposition des anneaux lumineux réglable. Source de lumière LED fermée par diffuseur mat. Température de couleur : 3 000 K. Fort indice de rendu de couleur : 90 Ra.



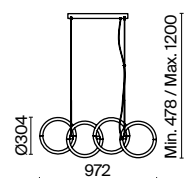
1 ■ ■



2 ■ ■

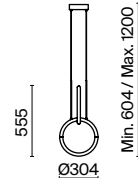
1 ■ **MOD165PL-L40B3K**  
■ **MOD165PL-L40G3K**

LED 40W 2600lm  
t° 3000K >90Ra 180°  
IP 20



2 ■ **MOD165PL-L18B3K**  
■ **MOD165PL-L18G3K**

LED 18W 1200lm  
t° 3000K >90Ra 180°  
IP 20



# Estudo

B

W

LED

IP20



**EN** Body material— metal, color – black, white. Decorative backlight of the base. Rotating cylinder-shaped dome lamp used for light direction adjustment. LED light source.

**DE** Rahmenmaterial: Metall, Farbton: Schwarz, Weiß. Dekorative Beleuchtung im Sockel. Drehbarer zylinderförmiger Lampenschirm zum Einstellen der Lichtrichtung. LED-Lichtquelle.

**IT** Materiale del corpo - metallo, colore - nero, bianca. Illuminazione decorativa del piede. Plafoniera a cilindro rotante per regolare la direzione della luce. Sorgente luminosa a LED.

**FR** Matériau du corps : métal, couleur : noir, blanche. Pendentifs décoratifs de la base. Globe cylindrique pivotant pour le réglage de l'orientation de la lumière. Source de lumière LED.



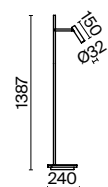
1 ■



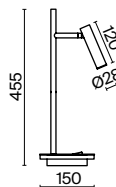
2 ■ □

1 ■ **Z010FL-L8B3K**

LED 11W 730lm  
 t° 3000K >82Ra 90°  
 IP 20

2 ■ **Z010TL-L8B3K**  
 □ **Z010TL-L8W3K**

LED 9W 589lm  
 t° 3000K >81Ra 90°  
 IP 20





# Ray

B



**EN** Fittings material – metal, color – black. Dome lamp – matte acrylic and aluminum to match fittings. Light source – SMD-LEDs. Color temperature is 3000K. Adjustable height.

**DE** Material der Beschläge: Metall, Farbton: Schwarz. Lampenschirm: Mattes Acryl und Aluminium im Farbton der Beschläge. Lichtquelle: SMD-LEDs. Farbtemperatur 3000K. Einstellbare Höhe.

**IT** Materiale dell'armatura - metallo, colore - nero. Plafoniere - acrilico opaco e alluminio in tinta con l'armatura. La sorgente luminosa è LED SMD. Temperatura di colore 3000K. Altezza regolabile.

**FR** Matériau de l'armature : métal, couleur : noir. Globe : acrylique mat et aluminium dans la teinte de l'armature. Source de lumière : LED SMD. Température de couleur : 3 000 K. Hauteur réglable.



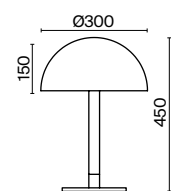
1 ■



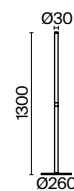
2 ■

1 ■ **Z012TL-L8B3K**

LED 8W 750lm  
t° 3000K >80Ra 270°  
IP 20

2 ■ **Z012FL-L18B3K**

LED 18W 2100lm  
t° 3000K >80Ra 360°  
IP 20



# Anillo

G CH


IP20 LED

**EN** Metal fittings in two colors: chrome and gold. LED strip is enclosed in an acrylic diffuser. Color temperature is 3000K. Reflective surface at diffuser attachment point creates light loop effect.

**DE** Metallbeschläge in 2 Farbtönen: Chrom und Gold. Lichtband in Acryl-Diffusor eingeschlossen. Farbtemperatur 3000K. Die lichtreflektierende Oberfläche am Befestigungspunkt des Diffusors erzeugt einen Lichtschleifeneffekt.

**IT** Armatura in metallo in due tonalità: cromo e oro. La striscia LED è racchiusa in un diffusore in acrilico. Temperatura di colore 3000K. La superficie riflettente nel punto di attacco del diffusore crea l'effetto di un anello luminoso.

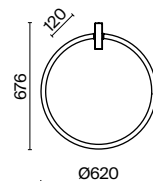
**FR** Armature en métal en deux teintes : chrome et dorée. Ruban LED incrusté dans le diffuseur acrylique. Température de couleur : 3 000 K. La surface réfléchissante au point de fixation du diffuseur crée l'effet d'une boucle lumineuse.



1

1 **MOD315CL-L25G3K**  
**MOD315CL-L25CH3K**

LED 25W 1300/1400lm  
 t° 3000K >80Ra 120°  
 IP 20





# Rim

B BS

NEW IP20 LED

**EN** Fittings material – aluminum, shades – black, brass. Relevant circle shape. Integrated LED light sources. The position of the rings of pendant models is adjustable. Wall lamp with light source beamed to the wall – trendy reflective backlight.

**DE** Material der Beschläge: Aluminium, Farbtöne: Schwarz, Messing. Aktuelle Kreisform. Integrierte LED-Lichtquellen. Einstellbare Position der Ringe der Pendelmodelle. Wandleuchten mit einer Lichtquelle, die auf die Wand gerichtet ist: Eine trendige reflektierte Beleuchtung.

**FR** Materiale dell'armatura – alluminio, tonalità – nero, ottone. Forma moderna del cerchio. Sorgenti luminose a LED integrate. La posizione degli anelli dei modelli pensili è regolabile. Applique con sorgente luminosa diretta alla parete - illuminazione indiretta alla moda.

**FR** Matériau de l'armature : aluminium, teintes : noir, laiton. Forme arrondie en vogue. Sources de lumière LED intégrées. Position des anneaux des modèles de suspension réglable. Applique avec source de lumière orientée vers le mur : luminaire réfléchissant tendance.



1 ■ ■



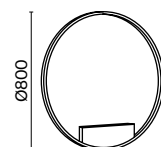
2 ■ ■



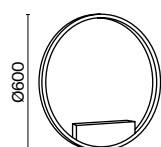
3 ■ ■

- 1 ■ **MOD058WL-L50B3K**  
■ **MOD058WL-L50BS3K**
- 2 ■ **MOD058WL-L35B3K**  
■ **MOD058WL-L35BS3K**
- 3 ■ **MOD058WL-L25B3K**  
■ **MOD058WL-L25BS3K**

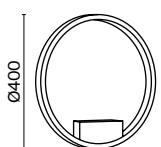
LED 51W 2400lm  
t° 3000K >85Ra 120°  
IP 20



LED 37W 1800lm  
t° 3000K >85Ra 120°  
IP 20



LED 25W 1200lm  
t° 3000K >85Ra 120°  
IP 20



MOD058PL-L75BS4K (p. 376)

MOD058WL-L50BS3K

# Rim



4 ■ ■



5 ■ ■



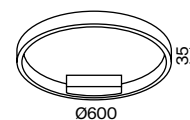
6 ■ ■



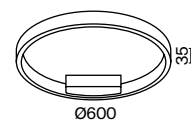
7 ■ ■

- |   |   |   |   |
|---|---|---|---|
| 4 ■ ■ <b>MOD058CL-L35B3K</b><br>■ ■ <b>MOD058CL-L35BS3K</b> | 5 ■ ■ <b>MOD058CL-L35B4K</b><br>■ ■ <b>MOD058CL-L35BS4K</b> | 6 ■ ■ <b>MOD058CL-L25B3K</b><br>■ ■ <b>MOD058CL-L25BS3K</b> | 7 ■ ■ <b>MOD058CL-L25B4K</b><br>■ ■ <b>MOD058CL-L25BS4K</b> |
|---|---|---|---|

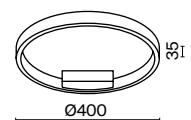
LED 37W 1800lm  
t° 3000K >85Ra 120°  
IP 20



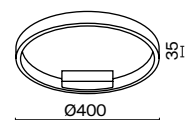
LED 37W 1800lm  
t° 4000K >80Ra 120°  
IP 20



LED 25W 1200lm  
t° 3000K >85Ra 120°  
IP 20



LED 25W 1200lm  
t° 4000K >80Ra 120°  
IP 20



MOD058CL-L35BS4K



# Rim



8 ■ ■



9 ■ ■



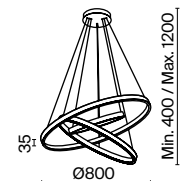
10 ■ ■



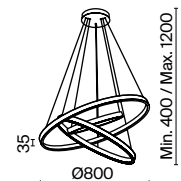
11 ■ ■

- 8 ■ **MOD058PL-L100B3K** 9 ■ **MOD058PL-L100B4K** 10 ■ **MOD058PL-L74B3K** 11 ■ **MOD058PL-L74B4K**
- **MOD058PL-L100BS3K** ■ **MOD058PL-L100BS4K** ■ **MOD058PL-L74BS3K** ■ **MOD058PL-L74BS4K**

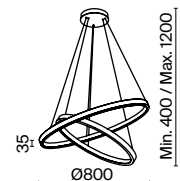
LED 115W 6100lm  
 t° 3000K >85Ra 120°  
 IP 20



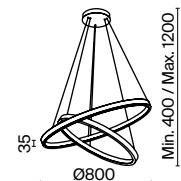
LED 115W 6100lm  
 t° 4000K >85Ra 120°  
 IP 20



LED 88W 5200lm  
 t° 3000K >85Ra 120°  
 IP 20



LED 88W 5200lm  
 t° 4000K >85Ra 120°  
 IP 20



MOD413WL-L8G3K (p. 198)

MOD058PL-L74BS4K

# Rim



12 ■ ■



13 ■ ■



16 ■ ■



17 ■ ■



14 ■ ■



15 ■ ■



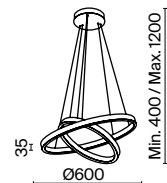
18 ■ ■



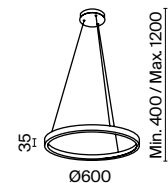
19 ■ ■

- 12 ■ MOD058PL-L55B3K ■ MOD058PL-L55BS3K
- 13 ■ MOD058PL-L32B3K ■ MOD058PL-L32BS3K
- 14 ■ MOD058PL-L32B4K ■ MOD058PL-L32BS4K
- 15 ■ MOD058PL-L22B3K ■ MOD058PL-L22BS3K

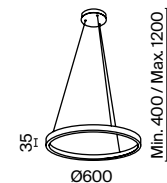
LED 61W 3500lm  
t° 3000K >85Ra 120°  
IP 20



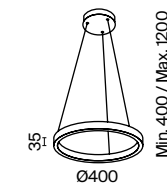
LED 37W 2200lm  
t° 3000K >85Ra 120°  
IP 20



LED 37W 2200lm  
t° 4000K >85Ra 120°  
IP 20

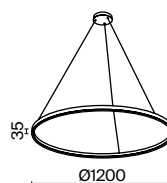


LED 25W 1200lm  
t° 3000K >85Ra 120°  
IP 20

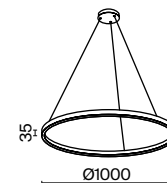


- 16 ■ MOD058PL-L65B3K ■ MOD058PL-L65BS3K
- 17 ■ MOD058PL-L54B3K ■ MOD058PL-L54BS3K
- 18 ■ MOD058PL-L42B3K ■ MOD058PL-L42BS3K
- 19 ■ MOD058PL-L42B4K ■ MOD058PL-L42BS4K

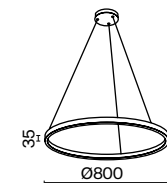
LED 81W 4800lm  
t° 3000K >85Ra 120°  
IP 20



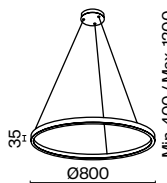
LED 61W 3500lm  
t° 3000K >85Ra 120°  
IP 20



LED 51W 3000lm  
t° 3000K >85Ra 120°  
IP 20



LED 51W 3000lm  
t° 4000K >85Ra 120°  
IP 20





# Rida

B

W

IP20

LED

**EN** Metal fittings, shades – white and black. Matte acrylic hides integrated LED sources. Geometric design: the design consists of rectangles superimposed on each other.



**DE** Metallbeschläge, Farbtöne: Weiß und Schwarz. Mattes Acryl verbirgt integrierte LED-Quellen. Geometrisches Design: Die Konstruktion besteht aus übereinander angeordneten Rechtecken.

**IT** Armatura in metallo, tonalità - bianco e nero. L'acrilico opaco nasconde le sorgenti LED integrate. Disegno geometrico: la struttura è costituita da rettangoli sovrapposti l'uno all'altro.

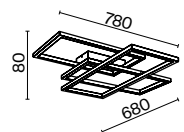
**FR** Armature métallique, teintes : blanc et noir. L'acrylique mat dissimule les sources LED intégrées. Design géométrique : la construction est composée de rectangles superposés les uns sur les autres.



1  

1  **MOD015CL-L80B**  
 **MOD015CL-L80W**

LED 80W 4100lm  
 t° 3000K >80 Ra 120°  
 IP 20



# Line

B W MG

IP20 LED

**EN** Fittings material – aluminum, shades – white, black, matte gold. Integrated LED sources, acrylic diffuser. Color temperature is from 3000K to 4000K. Trendy asymmetry in design. Adjustable height.

**DE** Material der Beschläge: Aluminium, Farbtöne: Weiß, Schwarz, mattes Gold. Integrierte LED-Quellen, Acryl-Diffusor. Farbtemperatur von 3000K bis 4000K. Trendige Asymmetrie im Design. Einstellbare Höhe.

**IT** Materiale dell'armatura - alluminio, tonalità - bianco, nero, oro opaco. Sorgenti LED integrate, diffusore in acrilico. Temperatura di colore da 3000K a 4000K. Asimmetria alla moda nel design. Altezza regolabile.

**FR** Matériau de l'armature : aluminium, teintes : blanc, noir, dorée mat. Sources LED intégrées, diffuseur acrylique. Température de couleur : de 3 000 K à 4 000 K. Design asymétrique tendance. Hauteur réglable.



1 ■ ■ ■



2 ■



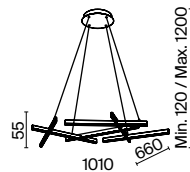
3 ■



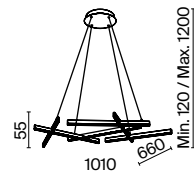
4 ■

- 1 ■ **MOD016PL-L75B**
- **MOD016PL-L75W**
- **MOD016PL-L75MG3K**
- 2 ■ **MOD016PL-L75MG4K**
- 3 ■ **MOD054PL-L52B3K**
- 4 ■ **MOD054PL-L52B4K**

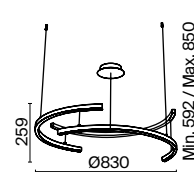
LED 79W 3100lm  
t° 3000K >82Ra 120°  
IP 20



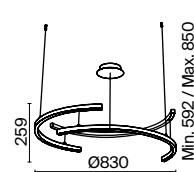
LED 75W 3500lm  
t° 4000K >80Ra 120°  
IP 20



LED 52W 2000lm  
t° 3000K >80Ra 60°  
IP 20



LED 52W 2200lm  
t° 4000K >80Ra 60°  
IP 20



MOD016PL-L75MG3K



# Palette

CFL

NEW IP20 2 IN 1

**EN** Metal fittings combine grey, gold and silver color. Combination of cylindrical shapes in design. Height is adjustable using cable. Light source – lamp with GU10 base.

**DE** Metallbeschläge mit Kombination von Grau, Gold und Silber. Kombination von zylindrischen Formen im Design. Die Höhe kann mit Kabel eingestellt werden. Lichtquelle: Leuchtmittel mit einer Fassung GU10.

**IT** L'armatura in metallo combina grigio, oro e argento. Combinazione di forme cilindriche nel design. Altezza regolabile con cavo. La sorgente luminosa è una lampadina con attacco GU10.

**FR** L'armature métallique combine les couleurs grise, dorée et argent. Design avec combinaison des formes cylindriques. Hauteur réglable à l'aide d'un câble. Source de lumière : ampoule à culot GU10



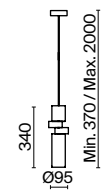
1



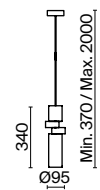
2

1 **MOD303PL-01CFL2** 2 **MOD303PL-01CFL3**

1 x GU10 40 W  
IP 20



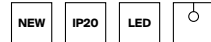
1 x GU10 40 W  
IP 20



MOD303PL-01CFL3

# Saturno

BS



**EN** Fittings material— stainless steel, color – brass. Integrated LED light source. Neutral color temperature is 4000K. Trendy circle shape. The series includes pendant models of various diameters.

**DE** Material der Beschläge: Edelstahl, Farbton: Messing. Integrierte LED-Lichtquelle. Neutrale Farbtemperatur 4000K. Trendige Kreisform. Die Serie umfasst Pendelmodelle mit unterschiedlichen Durchmessern.

**IT** Materiale dell'armatura - acciaio inossidabile, colore - ottone. Sorgente luminosa a LED integrata. Temperatura di colore neutro 4000K. Forma circolare alla moda. La serie comprende modelli a sospensione di vari diametri.

**FR** Matériau de l'armature : acier inoxydable, couleur : laiton. Source de lumière LED intégrée. Température de couleur neutre de 4 000 K. Forme arrondie tendance. La série comprend des modèles de suspensions de différents diamètres.



1



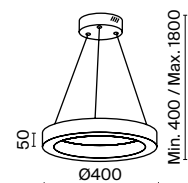
2



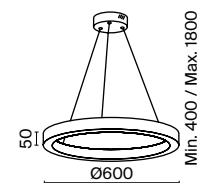
3

1 ■ **MOD415PL-L36BS4K** 2 ■ **MOD415PL-L45BS4K** 3 ■ **MOD415PL-L60BS4K**

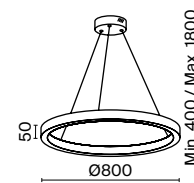
LED 36W 2500lm  
t° 4000K >80Ra 120°  
IP 20



LED 45W 3100lm  
t° 4000K >80Ra 120°  
IP 20



LED 60W 4200lm  
t° 4000K >80Ra 120°  
IP 20





# Notta

B W BS

NEW IP20 0

EN Metal fittings in three shades: brass, matte black, matte white. Original geometry in design. Bidirectional light flux: up and down. Compact dimensions. Accent backlight.

DE Metallbeschläge in 3 Farbtönen: Messing, mattes Schwarz und mattes Weiß. Eigenartige Geometrie im Design. Bidirektionaler Lichtstrom: nach oben und nach unten. Kompakte Abmessungen. Akzentbeleuchtung.

IT Armatura metallica in tre tonalità: ottone, nero opaco, bianco opaco. Geometria originale nel design. Flusso luminoso bidirezionale: su e giù. Dimensioni compatte. Illuminazione d'accento.



FR Armature métallique en trois teintes : laiton, noir mat, blanc mat. Design à géométrie originale. Flux lumineux bidirectionnel : vers le haut et vers le bas. Dimensions compactes. Applique d'accentuation.



1 ■ ■ ■

1 ■ MOD417WL-01B  
 □ MOD417WL-01W  
 ■ MOD417WL-01BS

💡 2 × E14 25 W  
 IP 20



# Pixel

B W BS B  
BS

NEW LED IP20

**EN** Metal fittings. Shades – white, black, brass, combination of black and brass. Swivel dome lamps. Switch button on the lamp. LED light source with a color temperature of 3000K.

**DE** Metallbeschläge. Farbtöne: Weiß, Schwarz, Messing, eine Kombination aus Schwarz und Messing. Drehbare Lampenschirme. Schaltknopf an der Leuchte. LED-Lichtquelle mit einer Farbtemperatur von 3000K.

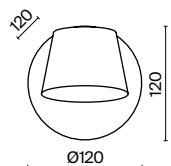
**IT** Armatura in metallo. Tonalità: bianco, nero, ottone, combinazione di nero e ottone. Plafoniere girevoli. Pulsante di selezione sulla lampada. Sorgente luminosa a LED con temperatura di colore di 3000K.

**FR** Armature en métal. Teintes : blanc, noir, laiton, combinaison de noir et laiton. Globes orientables. Bouton d'allumage sur le luminaire. Source de lumière LED avec une température de couleur de 3 000 K.



- 1 ■ MOD421WL-L6B3K  
 □ MOD421WL-L6W3K  
 ■ MOD421WL-L6BS3K  
 ■ MOD421WL-L6BBS3K

LED7W 350lm  
 t° 3000K >80Ra 120°  
 IP 20



MOD421WL-L6B3K



# Stelo

B

BS

NEW

IP20

LED

o

**EN** Metal fittings in two colors: black and brass. Dome lamp – transparent glass tube. LED light sources with a color temperature of 3000K. Simple geometric shapes.

**DE** Metallbeschläge in 2 Farbtönen: Schwarz und Messing. Lampenschirm: Transparenter Glasrohr. LED-Lichtquellen mit einer Farbtemperatur von 3000K. Einfache geometrische Formen.

**IT** Armatura metallica in due tonalità: nero e ottone. Plafoniera: tubo di vetro trasparente. Sorgenti luminose a LED con temperatura di colore di 3000K. Forme geometriche semplici.

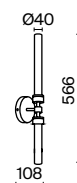
**FR** Armature en métal en deux teintes : noir et laiton. Globe : tube de verre transparent. Sources de lumière LED avec une température de couleur de 3 000 K. Formes géométriques simples.




1

1 ■ **MOD116WL-L7B3K**  
■ **MOD116WL-L7BS3K**

LED 7W 400lm  
t° 3000K >80Ra 120°  
IP 20



# Super-symmetry



P096PL-L11BK



# Super-symmetry

B

W

NEW LED IP20

**EN** Fittings material— metal. Shades – white, black. Dimmable driver. Transforming lamp, source of general and directional light. Symmetrical parts are separated and connected using magnetic elements. LED light source.

**DE** Material der Beschläge: Metall. Farbtöne: Weiß, Schwarz. Dimmbarer Treiber. Die Kombi-Leuchte, eine Quelle für allgemeines und gerichtetes Licht. Symmetrische Teile werden durch magnetische Elemente getrennt und miteinander verbunden. LED-Lichtquelle.

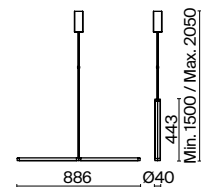
**IT** Materiale dell'armatura - metallo. Tonalità: bianco, nero. driver dimmerabile. Lampada-trasformatore, sorgente di luce generale e direzionale. Le parti simmetriche sono separate e collegate mediante elementi magnetici. Sorgente luminosa a LED.

**FR** Matériau de l'armature : métal. Teintes : blanc, noir. Commande de variation. Luminaire transformable, source d'éclairage général et orientable. Les parties symétriques se séparent et s'assemblent à l'aide d'éléments aimantés. Source de lumière LED.



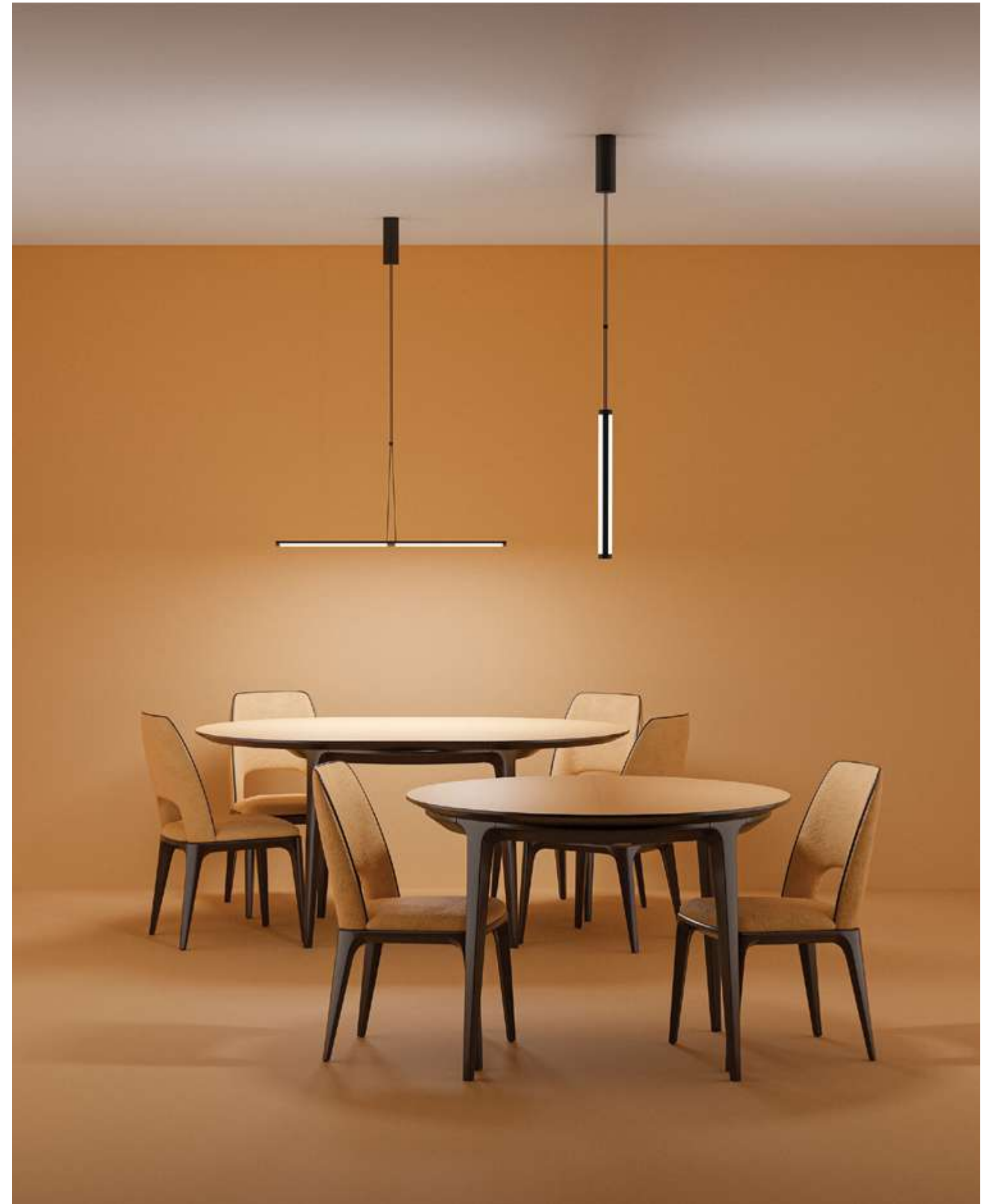
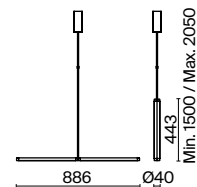
1 ■ **P096PL-L11BK**  
□ **P096PL-L11WK**

LED 18 W 1050 lm  
t° 4000K >80 Ra 120°  
IP 20



2 ■ **P096PL-L11BK1**  
□ **P096PL-L11WK1**

LED 18 W 850 lm  
t° 4000K >80 Ra 120°  
IP 20



# Sintesi

CH



**EN** Chrome-plated metal fittings. Dome lamps made of glass, color - chrome. LED source with a color temperature of 3000K. Bi-directional light flux - up and down. Optical wave effect along the outer glass element.

**DE** Verchromte Metallbeschläge. Lampenschirme aus Glas, in Chrom. LED-Lichtquelle mit einer Farbtemperatur von 3000K. Bidirektionaler Lichtstrom: nach oben und nach unten gerichtet. Optischer Welleneffekt auf dem äußeren Glaselement.

**IT** Armatura in metallo cromato. Plafoniere in vetro, colore - cromo. Sorgente LED con temperatura di colore 3000K. Flusso luminoso bidirezionale - in alto e in basso. Effetto onda ottica sull'elemento esterno in vetro.

**FR** Ferrures en métal chromé. Plafonds en verre, couleur - chrome. Source LED avec une température de couleur de 3000K. Sortie lumineuse bidirectionnelle - haut et bas. Effet d'onde optique sur l'élément extérieur en verre.



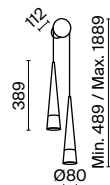
1



2

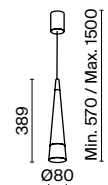
1 ■ P090WL-L24CH3K

LED 24W 1200lm  
 t° 3000K >80Ra 120°  
 IP 20



2 ■ P090PL-L12CH3K

LED 12W 600lm  
 t° 3000K >80Ra 120°  
 IP 20





# Fichte

B

W

IP20

LED

p

**EN** Aluminum body in two colors: white and black. LED light sources are hidden under the acrylic diffuser. Color temperature is 4000K.

**DE** Aluminiumrahmen in zwei Farbtönen: Weiß und Schwarz. LED-Lichtquellen sind unter dem Acryl-Diffusor verdeckt. Farbtemperatur 4000K.

**IT** Armatura in alluminio di due tonalità: bianco e nero. Le sorgenti luminose a LED sono nascoste sotto un diffusore in acrilico. Temperatura di colore 4000K.

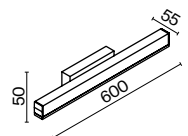
**FR** Corps en aluminium en deux teintes : blanc et noir. Sources de lumière LED dissimulées sous le diffuseur acrylique. Température de couleur de 4 000 K.



1 ■ □

1 ■ **MIRO12WL-L14B4K**  
□ **MIRO12WL-L14W4K**

LED 14 W 950lm  
t° 4000K >80 Ra 120°  
IP 20



# Bris

B

W

IP20

LED

p

**EN** Aluminum body, shades – white and black. LED light sources with a comfortable color temperature of 4000K. Swivel diffuser for key-lighting.

**DE** Aluminiumrahmen, Farbtöne: Weiß und Schwarz. LED-Lichtquellen mit einer angenehmen Farbtemperatur von 4000K. Drehbarer Diffusor für gerichtete Beleuchtung.

**IT** Corpo in alluminio, tonalità – bianco e nero. Sorgenti luminose a LED con temperatura di colore confortevole di 4000K. Diffusore ruotabile per illuminazione direzionale.

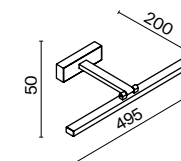
**FR** Corps en aluminium, teintes : blanc et noir. Sources de lumière LED avec une température de couleur confortable de 4 000K. Diffuseur pivotant pour l'applique orientable.



1 ■ □

1 ■ **MIRO08WL-L12B4K**  
□ **MIRO08WL-L12W4K**

LED 12 W 820lm  
t° 4000K >80 Ra 120°  
IP 20



# Epic

CH

IP20

LED

b

**EN** Metal body, shade – chrome. LED module hidden under acrylic diffuser. Color temperature is 4000K. Bidirectional light flux.

**DE** Metallrahmen, Farbton: Chrom. LED-Modul ist unter einem Acryl-Diffusor verborgen. Farbtemperatur 4000K. Bidirektionaler Lichtstrom.

**IT** Corpo in metallo, tonalità: cromo. Il modulo LED è nascosto sotto un diffusore in acrilico. Temperatura di colore 4000K. Flusso luminoso bidirezionale.

**FR** Corps en métal, teinte : chrome. Module LED dissimulé sous le diffuseur acrylique. Température de couleur : 4 000 K. Flux lumineux bidirectionnel.



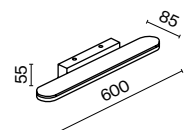
1



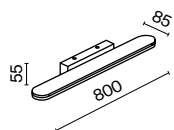
2

1 ■ **MIRO09WL-L12CH4K** 2 ■ **MIRO09WL-L16CH4K**

**LED** 12W 650lm  
**t°** 4000K >80Ra 120°  
**IP** 20



**LED** 16W 900lm  
**t°** 4000K >80Ra 120°  
**IP** 20



# Decart

B

W

IP20

LED

b

**EN** Metal body in two colors: white and black. Acrylic diffuser. LED sources with color temperature of 4000K. The light is directed to the wall.

**DE** Metallrahmen in zwei Farbtönen: Weiß und Schwarz. Acryl-Diffusor. LED-Lichtquellen mit einer Farbtemperatur von 4000K. Das Licht ist auf die Wand gerichtet.

**IT** Corpo in metallo di due tonalità: bianco e nero. Diffusore in acrilico. Sorgenti LED con temperatura di colore 4000K. La luce è diretta verso il muro.

**FR** Corps métallique en deux teintes : blanc et noir. Diffuseur acrylique. Sources de lumière LED avec une température de couleur de 4 000 K. Lumière dirigé vers le mur.

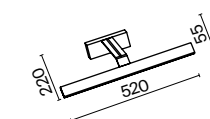


1 ■ □




1 ■ **MIRO10WL-L12B4K**  
 □ **MIRO10WL-L12W4K**

**LED** 12W 800lm  
**t°** 4000K >80Ra 120°  
**IP** 20





# Orion



**EN** Metal body in three colors: white, black, silver. Acrylic diffuser. LED sources with color temperature of 4000K.

**DE** Metallrahmen in drei Farbtönen: Weiß, Schwarz und Silber. Acryl-Diffusor. LED-Lichtquellen mit einer Farbtemperatur von 4000K.


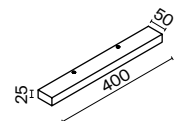
**IT** Corpo in metallo di tre tonalità: bianco, nero, argento. Diffusore in acrilico. Sorgenti LED con temperatura di colore 4000K.

**FR** Corps métallique en trois teintes : blanc , noir, argent. Diffuseur acrylique. Sources de lumière LED avec une température de couleur de 4 000 K.



- 1 ■ **MIRO11WL-L9B4K**
- **MIRO11WL-L9W4K**
- **MIRO11WL-L9S4K**

LED 9W 600lm  
 t° 4000K >80 Ra 120°  
 IP 20



# Fino

CH

IP20 LED 

**EN** Metal body, color – chrome. Diffuser made of durable PC plastic. Light source – LED module. Color temperature is 3000K. Swivel hinge for key-lighting.

**DE** Metallrahmen, Farbton: Chrom. Diffusor aus strapazierfähigem PC-Kunststoff. Die Lichtquelle ist ein LED-Modul. Farbtemperatur 3000K. Drehbares Scharnier für gerichtete Beleuchtung.

**IT** Corpo in metallo, colore - cromo. Diffusore in plastica PC resistente. La sorgente luminosa è un modulo LED. Temperatura di colore 3000K. Snodo girevole per illuminazione direzionale.


**FR** Corps métallique, couleur : chrome. Diffuseur en plastique PC solide. Source de lumière : module LED. Température de couleur : 3 000 K. Charnière pivotante pour l'orientation de l'éclairage.



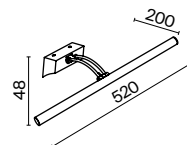

1



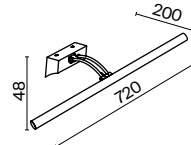
2

1  **MIR003WL-L12CH**

LED 12W 860lm  
t° 3000K >80Ra 120°  
IP 20

2  **MIR003WL-L16CH**

LED 16W 1200lm  
t° 3000K >80Ra 120°  
IP 20



# Finelli

B BZ

IP20 LED 

**EN** Metal body in black and bronze color. Diffuser made of PC plastic. LED module, color temperature is 3000K. Swivel hinge directs the light at the desired angle.

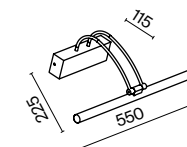
**DE** Metallrahmen in Schwarz und in Bronze. Diffusor aus PC-Kunststoff. LED-Modul mit einer Farbtemperatur von 3000K. Drehbares Scharnier lenkt das Licht in den gewünschten Winkel.

**IT** Corpo in metallo colore nero e bronzo. Diffusore in PC. Modulo LED, temperatura di colore 3000K. La cerniera girevole dirige la luce all'angolazione desiderata.

**FR** Corps métallique de couleur noire et bronze. Diffuseur en plastique PC. Module LED, température de couleur 3 000 K. Charnière pivotante pour orienter la lumière selon l'angle désiré.

1  1  **MIR004WL-L12B**  
 **MIR004WL-L12BZ**

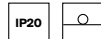
LED 12W 800lm  
t° 3000K >80Ra 120°  
IP 20





# Cipresso

G



**EN** Fittings – metal of gold color. Dome lamp – white cast glass. Trendy asymmetry in design. Soft zone light. Light source – lamp with E14 base.

**DE** Beschläge: Metall in Gold. Lampenschirm: Weißes Gussglas. Trendige Asymmetrie im Design. Weiches Zonenlicht. Lichtquelle: Leuchtmittel mit einer Fassung E14.

**IT** L'armatura: metallo color ottone. Plafoniera: vetro colato bianco. Asimmetria alla moda nel design. Luce d'area morbida. La sorgente luminosa è una lampadina con attacco E14.

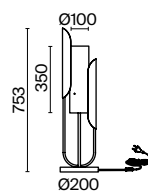
**FR** Armature : métal de couleur dorée. Globe en verre coulé blanc. Design asymétrique tendance. Lumière zonale douce. Source de lumière : ampoule à culot E14.



1

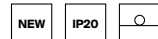
1 ■ **Z014TL-01G**

💡 1 × E14 40 W  
IP 20



# Bianco

BS



**EN** Metal fittings, color – brass. Lampshade – white cotton. Design highlight – natural stone elements (alabaster). Trendy mix of textures. Laconic forms in American style.

**DE** Metallbeschläge, Farbton: Messing. Lampenschirm: Weiße Baumwolle. Highlight des Designs: Elemente aus Naturstein (Alabaster). Trendige Mischung von Texturen. Lakonische Formen im amerikanischen Stil.

**IT** Armatura in metallo, colore - ottone. La plafoniera è in cotone bianco. Il valore aggiunto del design sono gli elementi in pietra naturale (alabastro). Mix di trame alla moda. Forme laconiche in stile americano.

**FR** Armature métallique, couleur laiton. Abat-jour en coton blanc. Point fort du design : éléments en pierre naturelle (albâtre). Mélange tendance des textures. Formes laconiques dans le style américain.



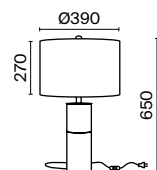
1



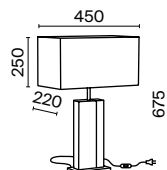
2

1 ■ **Z030TL-01BS**

1 × E27 60 W  
IP 20

2 ■ **Z031TL-01BS**

1 × E27 60 W  
IP 20





# Muse

G CH GR

IP20

**EN** Metal base completed with sculptural cast glass in three shades: smoky, powdery pink, transparent. Cotton lampshade of white color. Light source – lamp with E27 base.

**DE** Der Metallsockel ist durch skulpturales Gussglas in drei Farbtönen ergänzt: rauchig, puderosa und transparent. Lampenschirm aus Baumwolle in Weiß. Lichtquelle: Leuchtmittel mit einer Fassung E27.

**IT** Il piede in metallo è completato da uno scultoreo vetro colato in tre tonalità: fumé, rosa cipria e trasparente. Paralume in cotone bianco. La sorgente luminosa è una lampadina con attacco E27.

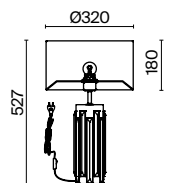
**FR** Base métallique complétée par un verre coulé sculpté en trois teintes : fumé, rose-poudré, transparent. Abat-jour en coton de couleur blanche. Source de lumière : ampoule à culot E27.



1

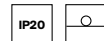
- 1 **MOD304TL-01G**
- MOD304TL-01CH**
- MOD304TL-01GR**

1 × E27 60 W  
IP 20



# Verre

BS



**EN** Fittings – metal, shade – brass. Double lampshade, textile of two types: linen, translucent organza. Transparent elements: blown glass, cast acrylic base.

**DE** Beschläge aus Metall, Farbe: Messing. Doppelter Lampenschirm aus zwei Arten von Textil: Leinen, durchscheinender Organza. Transparente Elemente: Geblasenes Glas, gegossenes Acryl im Sockel.

**IT** Armatura – metallo, tonalità – ottone. Doppio paralume, due tipi di tessuti: lino, organza traslucida. Elementi trasparenti: vetro soffiato, piede in acrilico colato.

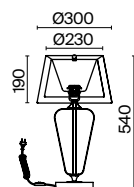
**FR** Armature : métal, teinte : laiton. Double abat-jour, textile de deux types : lin, organza translucide. Éléments transparents : verre soufflé, acrylique coulé dans la base.



1

1 ■ **Z005TL-01BS**

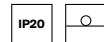
⚡ 1 × E27 40W  
IP 20





# Kiwi

BS



**EN** Fittings material – metal, color – brass. Glass dome lamp of combined glass. Shade – green. Colored in white inside. Classic silhouette. Light source – lamp with E27 base.

**DE** Material der Beschläge: Metall, Farbton: Messing. Lampenschirm aus kombiniertem Glas. Farbton: Grün. Von innen weiß gefärbt. Klassische Silhouette. Lichtquelle: Leuchtmittel mit einer Fassung E27.

**IT** Materiale dell'armatura – metallo, colore – ottone. Plafoniera in vetro combinato. Tonalità - verde. L'interno è tinto di bianco. Sagoma classica. La sorgente luminosa è una lampadina con attacco E27.

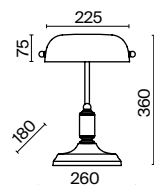
**FR** Matériau de l'armature : métal, couleur : laiton. Globe en verre combiné. Teinte : vert. Intérieur teinté en blanc. Silhouette classique. Source de lumière : ampoule à culot E27.



1

1 ■ **Z153-TL-01-BS**

💡 1 × E27 40 W  
IP 20



# Alphabetical index

O577WL-L5B  
O578FL-01B  
O578WL-02B  
O580WL-L6B  
O580WL-L6W  
O581WL-L6B  
O590FL-L8B4K  
O590FL-L8B4K1  
O590WL-L8B4K  
O594FL-01W  
O594FL-01W1  
O594PL-01B  
O594PL-01W

## A

290	ARM172-01-G	292	ARM247-06-G
290	ARM172-02-G	292	ARM247-08-G
290	ARM172-05-G	292	ARM247-10-G
294	ARM247-00-G	294	ARM247-11-G
294	ARM247-01-G	288	ARM337-02-R
294	ARM247-02-G	288	ARM337-05-R

## C

106	C232-CL-03-R	108	C908-CL-03-W
108	C908-CL-03-R		

## D

300	DIA004-01-G	272	DIA200PL-06G
300	DIA004-06-G	272	DIA200PL-08G
300	DIA004-08-G	272	DIA200WL-02G
276	DIA005CL-06CH	278	DIA522-CL-07-G
276	DIA005CL-06G	278	DIA522-CL-12-G
276	DIA005CL-10CH	270	DIA600-07-G
276	DIA005PL-06G	314	DIA700-CL-03-G
276	DIA005WL-02G	314	DIA700-CL-06-G
276	DIA008PL-05CH	314	DIA700-CL-12-G
276	DIA008TL-01CH	314	DIA700-WL-02-G
276	DIA008WL-01CH	312	DIA750-TT40-WG
310	DIA100-CL-03-G	312	DIA750-TT50-WG
310	DIA100-CL-03-N	308	DIA890-CL-05-G
310	DIA100-CL-12-G	308	DIA890-CL-06-G
310	DIA100-CL-16-G	309	DIA890-CL-18-G
310	DIA100-WL-02-G	308	DIA890-WL-01-G
310	DIA100-WL-02-N	309	DIA891-CL-14-G
304	DIA120-06-G	306	DIA902-04-N
304	DIA120-09-G	306	DIA902-06-N

## H

94	H001CL-05BS	98	H009PL-08G
94	H001CL-07BS	100	H223PL-03G
94	H001TL-01BS	100	H223-PL-03-G
94	H001WL-01BS	100	H223-PL-05-G
96	H004CL-05BG	100	H223-WL-01-G
96	H005WL-01BG	102	H260-02-N
92	H007PL-04G	102	H260-03-N
92	H007PL-05G	102	H260-05-N
92	H007WL-01G	104	H356-CL-03-BZ
98	H009PL-06G		

## M

406	MIR003WL-L12CH	286	MOD044-PL-03-N
406	MIR003WL-L16CH	68	MOD048CL-06G
407	MIR004WL-L12B	66	MOD048FL-03G
407	MIR004WL-L12BZ	68	MOD048PL-02G
401	MIR008WL-L12B4K	68	MOD048PL-03G
401	MIR008WL-L12W4K	69	MOD048PL-06G
402	MIR009WL-L12CH4K	69	MOD048PL-09G
402	MIR009WL-L16CH4K	66	MOD048WL-01G
403	MIR010WL-L12B4K	69	MOD048WL-02G
403	MIR010WL-L12W4K	69	MOD050WL-02G
404	MIR011WL-L9B4K	382	MOD054PL-L52B3K
404	MIR011WL-L9S4K	382	MOD054PL-L52B4K
404	MIR011WL-L9W4K	72	MOD056PL-L12G3K
400	MIR012WL-L14B4K	374	MOD058CL-L25B3K
400	MIR012WL-L14W4K	374	MOD058CL-L25B4K
330	MOD005PL-L36BK	374	MOD058CL-L25BS3K
330	MOD005PL-L36BSK	374	MOD058CL-L25BS4K
332	MOD005WL-L22BSK	374	MOD058CL-L35B3K
332	MOD005WL-L22BSK1	374	MOD058CL-L35B4K
332	MOD005WL-L46BSK	374	MOD058CL-L35BS3K
74	MOD007PL-08G	374	MOD058CL-L35BS4K
74	MOD007PL-08G1	376	MOD058PL-L100B3K
74	MOD007WL-01G	376	MOD058PL-L100B4K
232	MOD012CL-12G	376	MOD058PL-L100BS3K
232	MOD012WL-02G	376	MOD058PL-L100BS4K
64	MOD013FL-01B	378	MOD058PL-L22B3K
64	MOD013FL-01BS	378	MOD058PL-L22BS3K
62	MOD013PL-02B	378	MOD058PL-L32B3K
62	MOD013PL-02BS1	378	MOD058PL-L32B4K
62	MOD013PL-02W	378	MOD058PL-L32BS3K
62	MOD013PL-04B	378	MOD058PL-L32BS4K
62	MOD013PL-04BS1	379	MOD058PL-L42B3K
62	MOD013PL-04W	379	MOD058PL-L42B4K
62	MOD013PL-06B	379	MOD058PL-L42BS3K
62	MOD013PL-06BS1	379	MOD058PL-L42BS4K
62	MOD013PL-06W	379	MOD058PL-L54B3K
90	MOD014CL-06N	379	MOD058PL-L54BS3K
90	MOD014FL-01N	378	MOD058PL-L55B3K
90	MOD014TL-01N	378	MOD058PL-L55BS3K
90	MOD014WL-01N	379	MOD058PL-L65B3K
380	MOD015CL-L80B	379	MOD058PL-L65BS3K
380	MOD015CL-L80W	376	MOD058PL-L74B3K
82	MOD016PL-01BS	376	MOD058PL-L74B4K
82	MOD016PL-06BS	376	MOD058PL-L74BS3K
386	MOD016PL-L75B	376	MOD058PL-L74BS4K
386	MOD016PL-L75MG3K	372	MOD058WL-L25B3K
386	MOD016PL-L75MG4K	372	MOD058WL-L25BS3K
386	MOD016PL-L75W	372	MOD058WL-L35B3K
82	MOD016WL-01BS	372	MOD058WL-L35BS3K
302	MOD029-PL-01-W	372	MOD058WL-L50B3K
260	MOD043FL-08CH	372	MOD058WL-L50BS3K
260	MOD043FL-08G	70	MOD059PL-03G
263	MOD043PL-04G	70	MOD059PL-07G
263	MOD043PL-06CH	78	MOD061PL-01BS
263	MOD043PL-06G	78	MOD061WL-01BS
262	MOD043PL-12CH	337	MOD070FL-L12B3K
262	MOD043PL-12G	337	MOD070PL-L18B3K
262	MOD043PL-18CH	334	MOD070PL-L38B3K
262	MOD043PL-18G	334	MOD070PL-L48B3K
260	MOD043TL-02CH	334	MOD070PL-L63B3K
260	MOD043TL-02G	336	MOD070TL-L8B3K
262	MOD043WL-01CH	336	MOD070WL-L6B3K
262	MOD043WL-01G	336	MOD070WL-L8B3K
286	MOD044-PL-01-N	338	MOD072PL-L28B3K



338	MOD072PL-L28BS3K	344	MOD126PL-08B	59	MOD221-WL-02-N	43	MOD321WL-01B
338	MOD072PL-L36B3K	344	MOD126TL-01B	86	MOD223PL-03BS	43	MOD321WL-01B1
338	MOD072PL-L36BSK	344	MOD126WL-01B	86	MOD223PL-06BS	43	MOD321WL-01G1
252	MOD080CL-06CH	343	MOD126WL-01B1	86	MOD223WL-02BS	43	MOD321WL-01G2
252	MOD080CL-08CH	356	MOD132PL-L28BK	86	MOD223WL-02BS1	43	MOD321WL-01G3
174	MOD082WL-01G	356	MOD132PL-L28BK1	156	MOD238-PL-01-BL	43	MOD321WL-01W
174	MOD082WL-04G	356	MOD132PL-L28BK2	156	MOD238-PL-01-TR	43	MOD321WL-01W1
258	MOD085PL-07BS	354	MOD132PL-L36BSK	134	MOD301TL-L18CH3K	126	MOD322PL-L6B3K
258	MOD085PL-07G	354	MOD132PL-L36BSK1	134	MOD301TL-L18G3K	126	MOD322PL-L6G3K
258	MOD085PL-12BS	354	MOD132PL-L36BSK2	88	MOD302PL-01CG	38	MOD324WL-01B
258	MOD085PL-16BS	140	MOD133CL-04BS	88	MOD302PL-01GR	38	MOD324WL-01BS
258	MOD085WL-01BS	140	MOD133PL-06BS	88	MOD302PL-01W	38	MOD324WL-01CH
258	MOD085WL-01G	358	MOD147FL-L20BK1	88	MOD302WL-01CG	150	MOD325PL-01G
76	MOD089PL-06BS	358	MOD147FL-L20BSK1	88	MOD302WL-01GR	150	MOD325PL-06G
76	MOD089PL-08BS	222	MOD150PL-L5BS3K	88	MOD302WL-01W	150	MOD325PL-06G1
76	MOD089PL-10BS	222	MOD150PL-L5W3K	88	MOD302WL-02CG	150	MOD325WL-02G
76	MOD089WL-01BS	180	MOD151PL-05G	88	MOD302WL-02GR	226	MOD326PL-01B
268	MOD094CL-04CH	180	MOD151TL-01G	88	MOD302WL-02W	226	MOD326PL-01MG
268	MOD094CL-04G	180	MOD151WL-01G	384	MOD303PL-01CFL2	226	MOD326PL-01W
268	MOD094CL-06CH	184	MOD154PL-L6W3K	384	MOD303PL-01CFL3	226	MOD326WL-02B
268	MOD094CL-06G	184	MOD154PL-L6W3K1	412	MOD304TL-01CH	226	MOD326WL-02MG
268	MOD094WL-01CH	360	MOD156PL-L52B4K	412	MOD304TL-01G	226	MOD326WL-02W
268	MOD094WL-01G	360	MOD156PL-L52G4K	412	MOD304TL-01GR	164	MOD327PL-L5BS3K
268	MOD094WL-03CH	362	MOD163PL-L38B4K	196	MOD305WL-01CH	164	MOD327WL-L5BS3K
268	MOD094WL-03G	362	MOD163PL-L38W4K	196	MOD305WL-01G	164	MOD327WL-L5BS3K1
340	MOD095PL-02BS	364	MOD165PL-L18B3K	212	MOD306WL-01C	224	MOD410PL-L12BS3K
340	MOD095PL-10BS	364	MOD165PL-L18G3K	212	MOD306WL-01CH	224	MOD410PL-L12CH3K
340	MOD095WL-02BS	364	MOD165PL-L40B3K	212	MOD306WL-01G	224	MOD410WL-L12BS3K
266	MOD097PL-08CH	364	MOD165PL-L40G3K	128	MOD308PL-L9CG3K	224	MOD410WL-L12CH3K
266	MOD097WL-02CH	346	MOD166FL-L15B3K	128	MOD308PL-L9CH3K	80	MOD411PL-03G
178	MOD099FL-02G	348	MOD166PL-L20G3K	128	MOD308WL-L9CG3K	80	MOD411PL-06G
176	MOD099PL-03G	348	MOD166PL-L30G3K	128	MOD308WL-L9CH3K	80	MOD411WL-01G
176	MOD099PL-06G	348	MOD166PL-L30GB3K	256	MOD313PL-04G	198	MOD413WL-L6B3K
178	MOD099TL-01G	346	MOD166PL-L40B3K	256	MOD313PL-06G	198	MOD413WL-L6G3K
176	MOD099WL-01G	346	MOD166PL-L40G3K	206	MOD314WL-L13G3K	198	MOD413WL-L8B3K
176	MOD099WL-01G2	346	MOD166WL-L12G3K	206	MOD314WL-L13N3K	198	MOD413WL-L8G3K
178	MOD099WL-01G3	354	MOD184-PL-01-CH	206	MOD314WL-L8G3K	386	MOD415PL-L36BS4K
342	MOD102PL-L42B	354	MOD184-PL-04-CH	206	MOD314WL-L8N3K	386	MOD415PL-L45BS4K
342	MOD102PL-L42W	354	MOD184-WL-01-CH	370	MOD315CL-L25CH3K	386	MOD415PL-L60BS4K
352	MOD106CL-L40G3K	156	MOD187PL-06BS	370	MOD315CL-L25G3K	204	MOD416TL-L6BR3K
352	MOD106PL-L28G3K	156	MOD187PL-08BS	48	MOD317PL-04G	388	MOD417WL-01B
352	MOD106WL-L10G3K	156	MOD187WL-01BS	48	MOD317PL-06G	388	MOD417WL-01BS
350	MOD106WL-L16B3K	264	MOD201PL-01N	186	MOD320WL-L10BS3K	388	MOD417WL-01W
350	MOD106WL-L16G3K	264	MOD201PL-05N	186	MOD320WL-L12BS3K	390	MOD421WL-L6B3K
350	MOD106WL-L16W3K	264	MOD201PL-08N	187	MOD320WL-L13MR3K	390	MOD421WL-L6BBS3K
46	MOD108PL-14GB	264	MOD201WL-02N	186	MOD320WL-L5BS3K	390	MOD421WL-L6BS3K
46	MOD108PL-14WG	59	MOD221-FL-01-G	187	MOD320WL-L6BS3K	390	MOD421WL-L6W3K
46	MOD108WL-02GB	59	MOD221-FL-01-N	186	MOD320WL-L8BS3K	248	MOD490PL-01G
46	MOD108WL-02WG	58	MOD221-PL-01-G	44	MOD321PL-01B	248	MOD490PL-07G
50	MOD109PL-08BS	58	MOD221-PL-01-N	44	MOD321PL-01B1	248	MOD490WL-02G
50	MOD109PL-10BS	56	MOD221PL-03BS	42	MOD321PL-01G1	144	MOD545CL-12B
50	MOD109WL-01BS	56	MOD221PL-03N	42	MOD321PL-01G2	144	MOD545CL-12BS
148	MOD112-04-G	58	MOD221-PL-05-G	42	MOD321PL-01G3	144	MOD545CL-20B
148	MOD112-04-N	58	MOD221-PL-05-N	44	MOD321PL-01W	144	MOD545CL-20BS
148	MOD112-08-G	56	MOD221-PL-08-G	44	MOD321PL-01W1	142	MOD545PL-06B
148	MOD112-08-N	56	MOD221-PL-08-N	44	MOD321PL-03B	142	MOD545PL-06BS
148	MOD112CL-08G	58	MOD221PL-10G	40	MOD321PL-03G	142	MOD545PL-06CH
148	MOD112CL-08N	58	MOD221PL-10N	44	MOD321PL-03G1	142	MOD545PL-06G
392	MOD116WL-L7B3K	56	MOD221-PL-12-G	44	MOD321PL-03W	142	MOD545PL-11B
392	MOD116WL-L7BS3K	56	MOD221-PL-12-N	44	MOD321PL-05B	142	MOD545PL-11BS
250	MOD124PL-L3CH3K	59	MOD221-TL-01-G	40	MOD321PL-05G	142	MOD545PL-11CH
250	MOD124WL-L6CH3K	59	MOD221-WL-01-G	44	MOD321PL-05G1	142	MOD545PL-11G
343	MOD126FL-01B	59	MOD221-WL-01-N	44	MOD321PL-05W	145	MOD545PL-12CH
344	MOD126PL-01B	59	MOD221-WL-02-G	40	MOD321PL-05W1	145	MOD545PL-12G

145	MOD545PL-20CH	146	MOD547WL-05G
145	MOD545PL-20G	146	MOD547WL-09B
144	MOD545PL-24B	146	MOD547WL-09BS
144	MOD545PL-24BS	146	MOD547WL-09CH
145	MOD545PL-24CH	146	MOD547WL-09G
145	MOD545PL-24G	146	MOD547WL-13B
144	MOD545PL-25B	146	MOD547WL-13BS
144	MOD545PL-25BS	146	MOD547WL-13CH
146	MOD545WL-03B	146	MOD547WL-13G
146	MOD545WL-03BS	145	MOD548PL-25CH
146	MOD545WL-03CH	145	MOD548PL-25G
146	MOD545WL-03G	132	MOD555PL-L23CH5K
142	MOD547PL-25B	132	MOD555PL-L26CH5K
142	MOD547PL-25BS	132	MOD555PL-L30CH5K
142	MOD547PL-25CH	130	MOD555WL-L4CH4K
142	MOD547PL-25G	110	MOD613CL-03W
146	MOD547WL-05B	110	MOD613CL-03W1
146	MOD547WL-05BS	110	MOD613CL-04GR
146	MOD547WL-05CH	110	MOD617CL-04GR

**Z**

114	Z002FL-01B	410	Z030TL-01BS
414	Z005TL-01BS	410	Z031TL-01BS
364	Z010FL-L8B3K	218	Z034TL-01BZ
364	Z010TL-L8B3K	218	Z034WL-01BS
364	Z010TL-L8W3K	218	Z034WL-01CH
368	Z012FL-L18B3K	416	Z153-TL-01-BS
368	Z012TL-L8B3K	112	Z177FL-01B
408	Z014TL-01G	112	Z177-FL-01-BR
34	Z020FL-L12BK	112	Z177FL-01W

**P**

154	P001PL-01BZ	280	P097PL-L45G4K
154	P003PL-01BZ	280	P097PL-L90G4K
228	P011PL-01CH	282	P140-PL-110-1-G
228	P011PL-01G	282	P140-PL-110-1-N
284	P012-PL-01-N	282	P140-PL-170-1-G
284	P012-PL-03-N	282	P140-PL-170-1-N
136	P069PL-L16G3K	282	P140-PL-170-5-G
138	P069PL-L17CH3K	282	P140-PL-170-5-N
136	P069PL-L17G3K	116	P359-PL-01-W
138	P069PL-L35CH3K	116	P359-PL-140-C
136	P069PL-L35G3K	116	P359-PL-140-W
398	P090PL-L12CH3K	116	P359-PL-220-C
394	P090WL-L24CH3K	54	P361PL-01G
172	P091PL-L18G3K	54	P362PL-01G
172	P091WL-L18G3K	54	P363PL-01G
52	P095PL-01BZ	230	P364PL-01G
52	P095PL-01BZ1	324	PIC114-02-G
396	P096PL-L11BK	324	PIC114-02-R
396	P096PL-L11BK1	324	PIC114-02-W
396	P096PL-L11WK	326	PIC118-22-R
396	P096PL-L11WK1	326	PIC118-22-W
280	P097PL-L36G4K	328	PIC119-44-R

**R**

298	RC247-FL-01-R	298	RC247-TL-01-R
296	RC247-PL-06-R	298	RC247-WL-01-R
296	RC247-PL-08-R	298	RC247-WL-02-R
296	RC247-PL-10-R		

**T**

234	T163-01-C	240	T451-PL-01-GR
234	T163-01-R	236	T532CL-08B
234	T163-01-W	236	T532CL-12B
234	T163PL-01R	236	T532WL-02B
152	T314-11-B	238	T546PL-12B
240	T434-PL-01-GR	238	T546PL-18B



# DECORATIVE OUTDOOR

# Alphabetical index

## O

520	O010FL-01B	518	O418CL-01GR
520	O010FL-02B	518	O418FL-01B
520	O010WL-02B	518	O418FL-01B1
464	O014SL-L3B3K	518	O418FL-01GR
464	O014SL-L3W3K	518	O418FL-01GR1
466	O015SL-L3B3K	518	O418WL-01B
466	O015SL-L3W3K	518	O418WL-01GR
500	O019FL-L12GR3K	508	O419WL-01B
500	O019FL-L13GR3K	508	O419WL-01GR
512	O020WL-L10B4K	508	O419WL-01W
516	O021FL-L10B3K	508	O419WL-02B
516	O021WL-L10B4K	508	O419WL-02GR
468	O022-L3GR	508	O419WL-02W
468	O022-L3W	506	O420FL-L12GF
480	O025FL-01B	506	O420FL-L12GF1
480	O025WL-01B	444	O420WL-L12GF
540	O031FL-01BR	444	O420WL-L7GF
540	O031PL-01BR	498	O421FL-L5GF
540	O031WL-01BR	498	O421FL-L5W
470	O035-L3B3K	494	O422FL-L12GF
470	O035-L3W3K	494	O422FL-L6GF
470	O036-L3B3K	496	O423FL-L5GF
472	O037-L3B3K	490	O424FL-L10GF
472	O037-L3W3K	490	O424FL-L20GF
476	O306CL-L12GF	490	O424FL-L25GF
476	O306CL-L7GF	492	O425FL-L10GF
474	O307CL-01B	492	O425FL-L20GF
536	O414FL-01BZ	492	O425FL-L25GF
536	O414FL-01BZ1	446	O572WL-L6B
536	O414FL-01GB	446	O572WL-L6W
536	O414FL-01GB1	446	O573WL-L6B
538	O414FL-03BZ	446	O573WL-L6W
538	O414FL-03GB	510	O574WL-01B
538	O414PL-01BZ	510	O574WL-01GR
538	O414PL-01GB	510	O574WL-01W
536	O414WL-01BZ	510	O574WL-02B
536	O414WL-01GB	510	O574WL-02GR
478	O415FL-L15B3K	510	O574WL-02W
478	O415FL-L15GR3K	524	O576FL-01B
438	O417WL-L4B3K	524	O576FL-01B1
438	O417WL-L4GR3K	524	O576FL-01GR
438	O417WL-L4W3K	524	O576FL-01GR1
438	O417WL-L6B3K	524	O576WL-01B
438	O417WL-L6GR3K	524	O576WL-01GR
438	O417WL-L6W3K	524	O576WL-02B
518	O418CL-01B	524	O576WL-02GR

454	O577WL-L5B	502	O595FL-L12B3K
522	O578FL-01B	502	O595WL-L12B3K
522	O578WL-02B	504	O596FL-L9B4K
452	O580WL-L6B	504	O596FL-L9B4K1
452	O580WL-L6W	504	O596FL-L9GR4K
452	O581WL-L6B	504	O596FL-L9GR4K1
514	O590FL-L8B4K	528	O598FL-01B
514	O590FL-L8B4K1	528	O598FL-01GR
514	O590WL-L8B4K	528	O598WL-01B
526	O594FL-01W	528	O598WL-01B1
526	O594FL-01W1	528	O598WL-01GR
526	O594PL-01B	528	O598WL-01GR1
526	O594PL-01W		



# Wall lamp

**STRATO**  
0417 438



**WALD**  
0420 444



**FULTON**  
0572 446



**TIMES SQUARE**  
0580 452



**BEEKMAN**  
0577 454



**SCOPE**  
0025 480



**PASO**  
0595 502



**RANDO**  
0419 508



**BOWERY**  
0574 510



**DOWNING STREET**  
0020 512



**KOLN**  
0590 514



**BAKER STREET**  
0021 516



**WILLIS**  
0418 518



**WALL STREET**  
0010 520



**UNTER DEN LINDEN**  
0578 522



**BRONX**  
0576 524



**BOLD**  
0598 528



**BOLD**  
0598 528



**FLEUR**  
0414 536



**SALAMANCA**  
0031 540



# Pendant

**ERDA**  
0594 526



**FLEUR**  
0414 538



**SALAMANCA**  
0031 540



# Ceiling

**ROLL**  
0307 474



**BAR**  
0306 476



**WILLIS**  
0418 518



# Downlights

**LOCK**  
0014 464



**BIL**  
0015 466



**VIA URBANA**  
0022 468



**BISCOTTI**  
0036 470



**BISCOTTI**  
0035 470



**LIMO**  
0037 472



# Landscape

**EDGE**  
0415 478



**SCOPE**  
0025 480



**ELBE**  
0424 490



**BONN**  
0425 492



**HOF**  
0422 494



**HAGEN**  
0423 496



**HARZ**  
0421 498



**ROYAL MILE**  
0019 500



**ROYAL MILE**  
0019 500



**PASO**  
0595 502



**ESSEN**  
0596 504



**WALD**  
0420 506



**KOLN**  
0590 514



**BAKER STREET**  
0021 516





**WILLIS**  
0418 518



**WILLIS**  
0418 518



**WALL STREET**  
0010 520



**UNTER DEN LINDEN**  
0578 522



**BRONX**  
0576 524



**ERDA**  
0594 526



**BOLD**  
0598 528



**FLEUR**  
0414 536



**SALAMANCA**  
0031 540



Architectural  
lighting

# EVENING MOMENTS

Architectural  
lighting



Early evening and twilight are especially conducive to exterior lighting pictures. At this time, we still have enough natural light to perceive the entire architecture as a whole.

At the same time, it is not enough to appreciate the light pattern of decorative exterior lamps. There can be several options for facade lighting: uniform flood lighting, accent lighting and contour lighting to highlight the constructive and decorative elements of the facade, visually eliminate imperfections, as well as background lighting of the space around the house for a harmonious black and white pattern. Make compositions and place the right accents for a bright end to the day.

Der frühe Abend und die Dämmerung begünstigen besonders gut die Bilder von Außenbeleuchtung. Zu diesem Zeitpunkt haben wir noch genügend natürliches Licht, um die gesamte Architektur ganzheitlich wahrzunehmen.

Dabei gibt es das bereits wenig genug, um das Lichtmuster der dekorativen Außenleuchten zu schätzen. Es gibt mehrere Möglichkeiten der Fassadenbeleuchtung: gleichmäßige Flutlichtbeleuchtung, Akzentbeleuchtung und Konturbeleuchtung zur Hervorhebung der Struktur und der dekorativen Elemente der Fassade, zur optischen Korrektur von Mängeln sowie Hintergrundbeleuchtung rund um das Haus für ein harmonisches Licht- und Schattenspiel. Komponieren und setzen Sie die richtigen Akzente, um einen hellen Abschluss des Tages zu setzen.

# Strato

B W GR

NEW IP54 LED

**EN** Architectural Lighting. Body – metal, shades – black, grey, white. High level IP54. Protection against corrosion and temperature difference. LED source, color temperature is 3000K. Bidirectional light flux, models for 4 and 6 light beams. NEW IP54 LED.

**DE** Architektonische Bilderleuchten. Metallrahmen, Farbtöne: Schwarz, Grau, Weiß. Hoher Schutzgrad IP54. Schutz vor Korrosion und Temperaturschwankungen. LED-Lichtquelle mit einer Farbtemperatur von 3000K. Bidirektionaler Lichtstrom, Modelle mit 4 und 6 Lichtbündeln. NEW IP54 LED.

**IT** Illuminazione architettonica. Corpo - metallo, tonalità - nero, grigio, bianco. IP54 di alto livello. Protezione dalla corrosione e dagli sbalzi di temperatura. Sorgente LED, temperatura di colore 3000K. Flusso luminoso bidirezionale, modelli a 4 e 6 raggi. NEW IP54 LED.

**FR** Applique architecturale. Corps : métal, teintes : noir, gris, blanc. Haut niveau de protection : IP54. Protection contre la corrosion et les changements de températures. Source LED, température de couleur : 3 000 K. Flux lumineux bidirectionnel, modèles de 4 et 6 faisceaux lumineux. NEW IP54 LED.

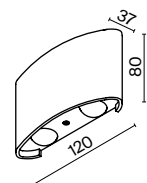


1 ■ □ ■

2 ■ □ ■


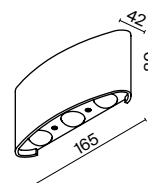
- 1 ■ **O417WL-L4B3K**  
 □ **O417WL-L4W3K**  
 ■ **O417WL-L4GR3K**

LED 4W 400lm  
 t° 3000K >80Ra 49°  
 IP 54



- 2 ■ **O417WL-L6B3K**  
 □ **O417WL-L6W3K**  
 ■ **O417WL-L6GR3K**


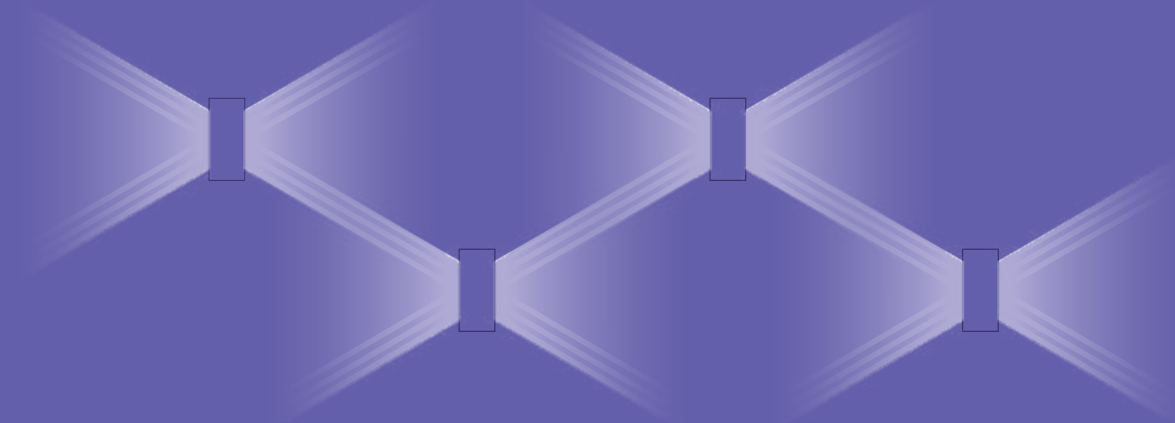

LED 6W 600lm  
 t° 3000K >80Ra 52°  
 IP 54




O417WL-L6B3K




# Composition schemes of lamps





Scheme

4



Scheme

5





# Wald

GF

NEW IP65 LED

**EN** Body material - metal, color - graphite. High level of protection against dust and moisture IP 65. Resistant to corrosion and temperature extremes. LED light source with a neutral color temperature of 3000 K.

**DE** Material des Gehäuses: Metall, Farbton: Graphit. Hoher Schutzgrad gegen Staub und Feuchtigkeit: IP 65. Beständig gegen Korrosion und Temperaturschwankungen. LED-Lichtquelle mit einer neutralen Farbtemperatur von 3000K.

**IT** Materiale del corpo - metallo, colore - grafite. Alto livello di protezione contro polvere e umidità IP 65. Resistente alla corrosione e agli sbalzi di temperatura. Sorgente luminosa a LED con temperatura di colore neutra di 3000 K.

**FR** Matériau du corps : métal, couleur : graphite. Haut niveau de protection contre la poussière et l'humidité IP 65. Résistance à la corrosion et aux variations de températures. Source de lumière LED avec une température de couleur neutre de 3 000 K.



1 ■



2 ■


1 ■ **O420WL-L12GF**

LED 12W 1050lm  
t° 3000K >80Ra 87°  
IP 65



2 ■ **O420WL-L7GF**

LED 7W 600lm  
t° 3000K >80Ra 87°  
IP 65



O420WL-L7GF

O420WL-L12GF

# Fulton

**EN** Metal body, powder coating in white and black color. LED module. Corrosion resistance. High level IP54. Movable shutters for adjusting the angle of the light flux.

**DE** Metallrahmen, pulverbeschichtet in Weiß und Schwarz. LED-Modul. Korrosionsbeständig. Hoher Schutzgrad IP54. Bewegliche Vorhänge zum Einstellen des Winkels des Lichtstroms.

**IT** Corpo in metallo, verniciato a polvere in bianco e nero. Modulo LED. Resistenza alla corrosione. IP54 di alto livello. Tende scorrevoli per la regolazione dell'angolo del flusso luminoso.

**FR** Corps métallique, revêtement par poudre de couleur blanche et noire. Module LED. Résistance à la corrosion. Haut niveau de protection : IP54. Volets mobiles pour le réglage de l'angle du flux lumineux.

B W

IP54 LED



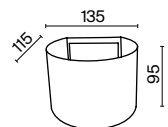
1 ■ □



2 ■ □

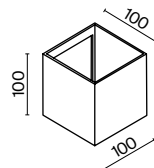
1 ■ **O573WL-L6B**  
□ **O573WL-L6W**

LED 6W 360lm  
t° 3000K >80Ra 90°  
IP 54




2 ■ **O572WL-L6B**  
□ **O572WL-L6W**

LED 6W 360lm  
t° 3000K >80Ra 64°  
IP 54







# Composition schemes of lamps




Scheme 1



Scheme 2



Scheme 3



Scheme 4



Scheme 5





# Times Square

**EN** Architectural lighting. Metal body in two shades: white and black. High level IP 54, protection against corrosion and temperature extremes. Bidirectional light flux.

**DE** Architektonische Bilderleuchten. Metallgehäuse in zwei Farbtönen: Weiß und Schwarz. Hohe Schutzart IP 54, Schutz gegen Korrosion und Temperaturschwankungen. Bidirektionaler Lichtstrom.

**IT** Illuminazione architettonica. Corpo metallico in due tonalità: bianco e nero. Alto livello IP 54, protezione dalla corrosione e dagli sbalzi di temperatura. Flusso luminoso bidirezionale.

**FR** Éclairage architectural. Corps métallique en deux teintes : blanc et noir. Haut niveau de protection IP 54, protection contre la corrosion et les variations de températures. Flux lumineux bidirectionnel.

B W



IP54 LED 



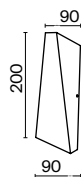
1  



2 


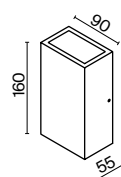
1  **O580WL-L6B**  
 **O580WL-L6W**

LED 6W 100lm  
 t° 3200K >80Ra 120°  
 IP 54



2  **O581WL-L6B**

LED 6W 480lm  
 t° 3000K >80Ra 90°  
 IP 54



# Beekman

B



**EN** Metal body in white and black. LED light source with driver. Color temperature 3000K. High level IP 54. The model is equipped with silicone gaskets and protective glass.

**DE** Metallgehäuse in weiß und schwarz. LED-Lichtquelle mit Drive. Farbtemperatur 3000K. Hohe Schutzart IP 54. Ausgestattet mit Silikondichtungen und Schutzglas.

**IT** Corpo in metallo bianco e nero. Sorgente luminosa a LED con driver. Temperatura colore 3000K. Alto livello di IP 54. Il modello è dotato di guarnizioni in silicone e vetro di protezione.

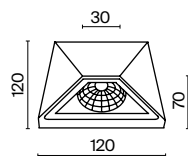
**FR** Corps métallique en blanc et noir. Source de lumière LED avec driver. Température de couleur 3000K. Haut niveau IP 54. Le modèle est équipé de joints en silicone et d'un verre de protection.



1 ■

1 ■ **O577WL-L5B**

**LED 6W 540lm**  
**t° 3000K >80Ra 101°**  
**IP 54**





# EVENING MOMENTS

Modern  
lighting

Lighting for walls,  
steps and paths

Functional and decorative illumination of the local area is two facets of the same lighting genre. By combining different exterior and landscape lamps and making individual lighting compositions, you can create your own unique lighting scenario.

Outdoor lighting at night is not limited to strictly functional tasks. It enables to work with the geometry of the illuminated space, place accents and note the advantages. A wall lamp with a bidirectional light flux can advantageously emphasize the architectural elements of the facade. Floor models will mark the path leading to the house in the dark, and downlights will illuminate the steps - one of the most traumatic areas in the entire territory. Finally, ground floodlights will allow you to enjoy the beauty of the night garden landscape.

Each light source performs its own mission, but invariably serves one common goal – to reveal the individuality of the exterior space. That is why, decorative lighting evolves and changes, takes on new forms and incarnations with each following project. In other words, only your imagination dictates what it will be like. Lighting designers take into account the peculiarities of the local area, developing a personal lighting scheme: for one area, the contour lighting of the building will be a winning solution, in another case, the rays of light will be directed to trees or a pond. Try to install the projector in the ground and direct it up to the top of a tree or shrub you will receive a fascinating play of light and shadows. And this is just one of many options.

Die funktionale und die dekorative Beleuchtung der am Haus gelegenen Fläche sind zwei Facetten einer Beleuchtungsart. Durch die Kombination verschiedener Außen- und Landschaftsleuchten und die Schaffung individueller Lichtkompositionen können Sie Ihr eigenes einzigartiges Beleuchtungsszenario schaffen.

Die Außenbeleuchtung in der dunklen Tageszeit ist nicht auf rein funktionale Aufgaben beschränkt. Sie gibt Ihnen die Möglichkeit, mit der Geometrie des zu beleuchtenden Raumes zu arbeiten, Akzente zu setzen und Vorzüge zu betonen. Eine Wandleuchte mit bidirektionalem Lichtstrom kann die architektonischen Elemente der Fassade hervorheben. Bodenmodelle beleuchten bei Dunkelheit den Weg zum Haus, während Einbauleuchten die Treppe beleuchten, einen der verletzungsgefährlichsten Bereiche auf dem gesamten Grundstück. Schließlich können Sie mit Bodenstrahlern die Schönheit der Gartenlandschaft auch bei Nacht genießen.

Jede Lichtquelle hat ihren eigenen Zweck, dient aber immer einem gemeinsamen Ziel: die Individualität des Außenraums zu offenbaren. Aus diesem Grund entwickelt und verändert sich die dekorative Beleuchtung mit jedem Projekt und nimmt neue Formen und Realisierungen an. Mit anderen Worten: Nur Ihre Fantasie bestimmt, was sie sein wird. Die Lichtdesigner berücksichtigen die Besonderheiten der am Haus gelegenen Fläche und entwickeln ein individuelles Beleuchtungsschema: Ein Bereich profitiert von der Umrissbeleuchtung des Gebäudes, in einem anderen Fall werden die Lichtstrahlen auf Bäume oder einen Teich gerichtet. Versuchen Sie, einen Projektor in den Boden zu stellen und ihn nach oben, auf die Krone eines Baumes oder Strauches zu richten – und Sie bekommen ein faszinierendes Licht- und Schattenspiel. Und das ist nur eine der vielen Möglichkeiten.

Lighting for walls, steps and paths p. 464  
Modern lighting p. 474





O576FL-01B (p. 524)




O576WL-02B (p.524)

O594FL-01W (p. 526)



O573WL-L6B (p. 446)



O424FL-L20GF (p. 490)

O424FL-L25GF (p. 490)



# Lock

B W

NEW IP64 LED

**EN** "Lock" series lamps designed to illuminate stairs are ideal for marker lighting of walkways, stairwells and corridors. High level of protection IP65 makes it possible to use the series both indoors and in rooms with high humidity, outdoors. The lamps are designed in two classic colors: white and black, which allow choosing a model for most interiors and exteriors.

**DE** Die Treppenhausleuchten der Serie Lock sind ideal für die Markierungsbeleuchtung in Durchgängen, Treppenhäusern und Fluren. Der hohe Schutzgrad IP65 ermöglicht den Einsatz der Serie sowohl im Innen- als auch im Außenbereich sowie in Feuchträumen. Die Leuchten sind in zwei klassischen Farbtönen erhältlich: Weiß und Schwarz, die zu den meisten Innen- und Außeneinrichtungen passen.

**IT** Le lampade per scale della serie Lock sono ideali per l'illuminazione d'area di passerelle, vani scala e corridoi. L'alto grado di protezione IP65 permette di utilizzare la serie sia all'interno che in ambienti con elevata umidità, all'esterno. Le lampade sono presentate in due tonalità classiche: bianco e nero, cosa che consente di scegliere un modello per la maggior parte degli interni e degli esterni.

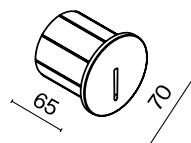
**FR** Les luminaires pour l'éclairage des escaliers de la série Lock conviennent idéalement pour le marquage lumineux des zones de passage, les volées d'escalier et les couloirs. Le haut niveau de protection IP54 donne la possibilité d'utiliser la série aussi bien à l'intérieur d'un local que dans des locaux à fort taux d'humidité, en extérieur. Les luminaires sont proposés en deux teintes classiques : blanc et noir, ce qui permet de choisir un modèle pour la plupart des intérieurs et extérieurs.



1 ■ □

1 ■ **O014SL-L3B3K**  
□ **O014SL-L3W3K**

LED 3W 10lm  
t° 3000K >78Ra 30°  
IP 54





# Bil

B W

NEW IP54 LED

**EN** "Bil" series lamps designed to illuminate passage areas, flights of stairs and corridors. High level of protection IP65 makes it possible to use the series both indoors and in rooms with high humidity, outdoors. The lamps are designed in two classic colors: white and black, which allow choosing a model for most interiors and exteriors. Wide beam angle provides a large area of illumination.

**DE** Die Leuchten der Serie Bil sind für die Beleuchtung von Durchgängen, Treppenhäusern und Korridoren konzipiert. Der hohe Schutzgrad IP65 ermöglicht den Einsatz der Serie sowohl im Innen- als auch im Außenbereich sowie in Feuchträumen. Die Leuchten sind in zwei klassischen Farbtönen erhältlich: Weiß und Schwarz, die zu den meisten Innen- und Außeneinrichtungen passen. Der breite Leuchtwinkel sorgt für eine große Beleuchtungsfläche.

**IT** Gli apparecchi della serie Bil sono progettati per illuminare aree di passaggio, rampe di scale e corridoi. L'alto grado di protezione IP65 permette di utilizzare la serie sia all'interno che in ambienti con elevata umidità, all'esterno. Gli apparecchi sono presentati in due tonalità classiche: bianco e nero, che consente di scegliere un modello per la maggior parte degli interni e degli esterni. L'ampio angolo del fascio fornisce un'estesa area di illuminazione.

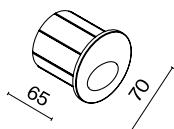
**FR** Luminaires de la série Bil pour l'éclairage des zones de passage, des volées d'escalier et des couloirs. Le haut niveau de protection IP65 donne la possibilité d'utiliser la série aussi bien à l'intérieur d'un local que dans des locaux à fort taux d'humidité, en extérieur. Les luminaires sont proposés en deux teintes classiques : blanc et noir, ce qui permet de choisir un modèle pour la plupart des intérieurs et extérieurs. Le large angle du flux lumineux permet d'éclairer une grande surface.



1 ■ □

1 ■ 0015SL-L3B3K  
□ 0015SL-L3W3K

LED 3W 60lm  
t° 3000K >78Ra 30°  
IP 54





# Via Urbana

W GR

IP44 LED

**EN** Recessed luminaire designed to illuminate paths, stairs and other spaces. Aluminum body, shades – white and grey. Silicone gaskets and protective glass. IP44. Corrosion resistance. It is completed with mounting plastic box.

**DE** Einbauleuchte zur Beleuchtung von Wegen, Treppen und anderen Räumen. Aluminiumrahmen, Farbtöne: Weiß und Grau. Silikonichtungen und Sicherheitsglas. IP44. Korrosionsbeständig. Eine Kunststoffbox ist im Lieferumfang enthalten.

**IT** Lampada da incasso per l'illuminazione di sentieri, scale e altri ambienti. Corpo in alluminio, tonalità – bianco e grigio. Guarnizioni in silicone e vetro protettivo. IP44. Resistenza alla corrosione. Scatola di montaggio in plastica inclusa.


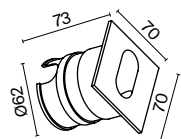
**FR** Luminaire intégrable pour l'éclairage des allées, escaliers et autres espaces. Corps en aluminium, teintes : blanc et gris. Joints en silicone et verre de protection. IP44. Résistance à la corrosion. Boîte d'installation en plastique incluse dans le lot.



1

- 1  **O022-L3W**
- 1  **O022-L3GR**

LED3W 70lm  
 t° 4000K >80Ra 30°  
 IP 54





# Biscotti

B W

IP65 LED

**EN** A series of lamps designed to illuminate paths, stairs and other spaces. Aluminum body, shades – white, black. High level IP65. Protection against external mechanical influences IK08. Models for 1 and 4 light beams. It is possible to install lamps on the wall and floor.

**DE** Eine Serie der Leuchten zur Beleuchtung von Wegen, Treppen und anderen Räumen. Aluminiumrahmen, Farbtöne: Weiß, Schwarz. Hoher Schutzgrad IP65. Schutz vor äußeren mechanischen Einflüssen IK08. Modelle mit 1 und 4 Lichtbündeln. Kann in Wand und in Boden eingebaut werden.

**IT** Una serie di apparecchi per l'illuminazione di sentieri, scale e altri spazi. Corpo in alluminio, tonalità – bianco, nero. IP65 di alto livello. Protezione dagli impatti meccanici esterni IK08. Modelli per 1 e 4 fasci di luce. Possibilità di installazione a parete e pavimento.

**FR** Série de luminaires pour l'éclairage des allées, escaliers et autres espaces. Corps en aluminium, teintes : blanc, noir. Haut niveau de protection IP65. Protection contre les effets mécaniques externes IK08. Modèles à 1 et 4 faisceaux lumineux. Encastrement possible dans le mur et le sol.



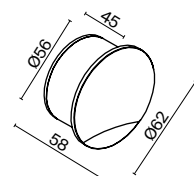
1 ■ □



2 ■ ■

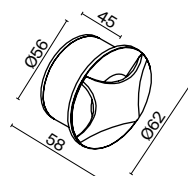
1 ■ **O035-L3B3K**  
□ **O035-L3W3K**

LED3W 30lm  
t° 3000K >80Ra 36°  
IP 65



2 ■ **O036-L3B3K**

LED3W 60lm  
t° 3000K >80Ra 165°  
IP 65





# Limo

B W

IP65 LED

**EN** Recessed luminaire designed to illuminate paths, stairs and other spaces. Aluminum body, shades – black and white. High level IP65. Protection against external mechanical influences IK08.

**DE** Einbauleuchte zur Beleuchtung von Wegen, Treppen und anderen Räumen. Aluminiumrahmen, Farbtöne: Schwarz und Weiß. Hoher Schutzgrad IP65. Schutz vor äußeren mechanischen Einflüssen IK08.

**IT** Apparechio da incasso per l'illuminazione di sentieri, scale e altri ambienti. Corpo in alluminio, tonalità - bianco e nero. IP65 di alto livello. Protezione dagli impatti meccanici esterni IK08.

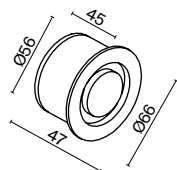
**FR** Luminaire encastrable pour l'éclairage des allées, escaliers et autres espaces. Corps en aluminium, teintes : noir et blanc. Haut niveau de protection IP65. Protection contre les effets mécaniques externes IK08.



1 ■ □

1 ■ **O037-L3B3K**  
□ **O037-L3W3K**

LED 3W 120lm  
t° 3000K >80Ra 72°  
IP 65



# Roll

B

NEW

IP54



**EN** Compact ceiling lamp. Body material— aluminum, color — black. High protection class IP54. Body is resistant to corrosion and temperature differences. Light source — lamp with GU10 base.

**DE** Kompakte Deckenleuchte. Rahmenmaterial: Aluminium, Farbton: Schwarz. Hohe Schutzart IP54. Rahmen ist gegen Korrosion und Temperaturschwankungen beständig. Lichtquelle: Leuchtmittel mit einer Fassung GU10.

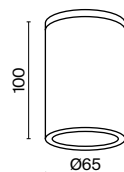
**IT** Lampada da soffitto compatta. Materiale della corpo – alluminio, colore – nero. Grado di protezione elevato IP54. Il corpo è resistente alla corrosione e agli sbalzi di temperatura. La sorgente luminosa è una lampadina con attacco GU10.

**FR** Plafonnier compact. Matériau du corps : aluminium, couleur : noir. Haute classe de protection IP 54. Corps résistant contre la corrosion et les changements de températures. Source de lumière : ampoule à culot GU10.



1 ■ **O307CL-01B**

💡 1 x GU10 50 W  
IP 54





# Bar

GF

NEW IP65 LED

**EN** Metal body in trendy graphite shade. Resistant to corrosion and temperature differences. High level IP65. Compact dimensions. LED module, color temperature is 3000K. The series includes ceiling lamps of various diameters and power.

**DE** Metallrahmen in einem trendigen Farbton Graphit. Beständig gegen Korrosion und Temperaturschwankungen. Hoher Schutzgrad IP65. Kompakte Abmessungen. LED-Modul mit einer Farbtemperatur von 3000K. Die Serie wird durch Deckenleuchten unterschiedlicher Durchmesser und Leistung dargestellt.

**IT** Corpo in metallo color grafite alla moda. Resistente alla corrosione e agli sbalzi di temperatura. IP65 di alto livello. Dimensioni compatte. Modulo LED, temperatura di colore 3000K. La serie è rappresentata da lampade da soffitto di vari diametri e potenze.

**FR** Corps métallique dans une teinte graphite tendance. Résistance à la corrosion et aux changements de températures. Haut niveau de protection IP65. Module LED, température de couleur : 3 000 K. La série propose des plafonniers de différents diamètres et puissances.



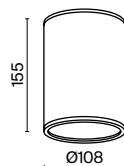
1 ■



2 ■

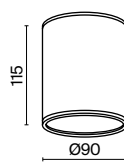
1 ■ **O306CL-L12GF**

LED 12W 1300lm  
 t° 3000K >80Ra 81°  
 IP 65




2 ■ **O306CL-L7GF**

LED 7W 800lm  
 t° 3000K >80Ra 81°  
 IP 65



# Edge

B GR

NEW IP65 LED 

**EN** Series of luminaires for landscape lighting. Body – aluminum, shades – black and grey. High level IP65, resistant to corrosion and temperature differences. Swivel diffuser.

**DE** Eine Serie von Leuchten für die Landschaftsbeleuchtung. Aluminiumrahmen, Farbtöne: Schwarz und Grau. Hoher Schutzgrad IP65, Beständigkeit gegen Korrosion und Temperaturschwankungen. Drehbarer Diffusor.

**IT** Una serie di lampade per l'illuminazione da esterno. Corpo: alluminio, tonalità - nero e grigio. Alto livello IP65, resistenza alla corrosione e agli sbalzi di temperatura. Diffusore girevole.


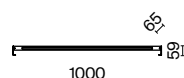
**FR** Série de luminaires pour l'éclairage paysager. Corps : aluminium, teintes : noir et gris. Haut niveau de protection IP65, résistance à la corrosion et aux changements de températures. Diffuseur pivotant.



1 

1  **O415FL-L15B3K**  
 **O415FL-L15GR3K**

LED 15 W 1000lm  
 t° 3000K >80Ra 110°  
 IP 65



O415FL-L15GR3K



# Scope

B



**EN** Aluminum body in black color. The direction of the light is adjustable in the horizontal and vertical plane. High protection class IP65. Resistant to corrosion and temperature differences. It is completed with pegs for installation in the ground and a terminal block.

**DE** Aluminiumrahmen in Schwarz. Die Lichtrichtung ist in horizontaler und vertikaler Ebene einstellbar. Hoher Schutzgrad IP65. Beständig gegen Korrosion und Temperaturschwankungen. Im Lieferumfang enthalten ist ein Pflock für den Einbau in den Boden und eine Klemmleiste.

**IT** Corpo in alluminio nero. La direzione della luce è regolabile sul piano orizzontale e verticale. Elevato grado di protezione IP65. Resistente alla corrosione e agli sbalzi di temperatura. Piolo per l'installazione nel suolo e morsetteria inclusi.

**FR** Corps en aluminium de couleur noire. Orientation de la lumière sur les plans horizontal et vertical. Haute classe de protection IP65. Résistance à la corrosion et aux changements de températures. Kit de fixation au sol et bornier inclus.



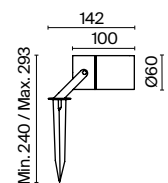
1 ■



2 ■


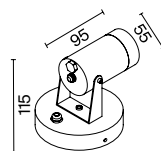
1 ■ **O025FL-01B**

💡 1 x GU10 20 W  
IP 65



2 ■ **O025WL-01B**

💡 1 x GU10 50 W  
IP 65



# NIGHT MOMENTS

Modern  
lighting

Modern  
lighting



Night time reveals the full potential of landscape lighting. In this case, the outdoor lamp performs several tasks at once.

The first is comfort and safety. Functional lighting includes many nuances that are important to consider when drawing up a common project.

So, the lamps located at the gate should be brighter, thus, you will protect the inner territory from strangers. For the rest of the area, choose a slightly more subdued intimate light – it will allow you to keep the magic of the night, inspiring with illusory shadows and silhouettes. The light sources are installed at a distance of 3-5 meters for the path leading to the house. It can be traditional outdoor lamps and poles, ground-mounted spotlights or downlights – each of the options will create its own unique light pattern. Keep in mind that the light sources illuminating the path must be located below eye level – otherwise they will blind the viewer.


Your personal comfort and safety depend on these insignificant nuances, at first glance. At the same time, landscape outdoor lighting is not devoid of aesthetics. You can combine beauty, style and functionality in one solution – modern Maytoni outdoor lamps are marked by a trendy and ergonomic design with a minimalist mood.

In der Nacht kommt das volle Potenzial der Landschaftsbeleuchtung zur Geltung. In diesem Fall erfüllt die Außenleuchte mehrere Aufgaben auf einmal.

Die erste ist die Gewährleistung von Komfort und Sicherheit. Bei der funktionalen Beleuchtung gibt es viele Nuancen, die bei der Gestaltung des Gesamtkonzepts zu berücksichtigen sind.

Zum Beispiel sollten die Leuchten am Tor heller sein, so können Sie den Innenbereich vor neugierigen Blicken schützen. Wählen Sie für den Rest des Grundstücks ein etwas gedämpftes, intimes Licht – es hält den Zauber der Nacht lebendig, die mit illusorischen Schatten und Silhouetten inspiriert. Bei einem Weg, der zum Haus führt, sollten die Lichtquellen in einem Abstand von 3 bis 5 Metern installiert werden. Dabei kann es sich um herkömmliche Außenleuchten und Masten, Bodenstrahler oder Einbaumodelle handeln – jede Variante erzeugt ihr eigenes einzigartiges Lichtmuster. Achten Sie darauf, dass die Lichtquellen, die den Weg beleuchten, unterhalb der Augenhöhe angebracht sind – sonst blenden sie den Betrachter.

Ihr persönlicher Komfort und Ihre Sicherheit hängen von diesen scheinbar unbedeutenden Details ab. Gleichzeitig ist die Landschaftsaußenbeleuchtung nicht frei von Ästhetik. Sie können Schönheit, Stil und Funktionalität in einer Lösung vereinen – die modernen Maytoni-Außenleuchten zeichnen sich durch ein trendiges und ergonomisches Design mit minimalistischer Stimmung aus.



1 O037-L3B3K



2 O590FL-L8B4K



3 O590FL-L8B4K1



4 O590WL-L8B4K




5 O576FL-01B1



6 O576FL-01B



7 O022-L3GR



1 O037-L3B3K



2 O590FL-L8B4K



3 O590FL-L8B4K1



4 O576FL-01B1




5 O576FL-01B



6 O022-L3GR





1 O037-L3B3K



2 O590FL-L8B4K




3 O590FL-L8B4K1



4 O590WL-L8B4K



5 O022-L3GR



1 O590FL-L8B4K



2 O590FL-L8B4K1



3 O576FL-01B1



4 O022-L3GR



# Elbe

GF

NEW IP65 LED

**EN** Series of outdoor lamps of various height. Metal body, color – graphite. High protection class IP65, protection against corrosion and temperature differences. LED light source, color temperature is 3000K. Strict geometry in design.

**DE** Eine Serie von Außenleuchten unterschiedlicher Höhe. Metallrahmen, Farbton: Graphit. Hoher Schutzgrad IP65, Schutz vor Korrosion und Temperaturschwankungen LED-Lichtquelle mit einer Farbtemperatur von 3000K. Strenge Geometrie im Design.

**IT** Serie di lampioni di varie altezze. Corpo in metallo, colore – grafite. Elevato grado di protezione IP65, protezione dalla corrosione e dagli sbalzi di temperatura. Sorgente luminosa a LED, temperatura di colore 3000K. Geometria rigorosa nel design.

**FR** Série de lampadaires extérieurs de diverses hauteurs. Corps métallique, couleur : graphite. Haute classe de protection IP65. Protection contre la corrosion et les changements de températures. Source de lumière LED, température de couleur 3 000 K. Design strictement géométrique.



1 ■



2 ■



3 ■

1 ■ **O424FL-L25GF**

LED 25 W 1500lm  
t° 3000K >80Ra 36°  
IP 65



2 ■ **O424FL-L20GF**

LED 20 W 1100lm  
t° 3000K >80Ra 36°  
IP 65



3 ■ **O424FL-L10GF**

LED 10 W 650lm  
t° 3000K >80Ra 36°  
IP 65



O424FL-L10GF



# Bonn

GF

NEW IP65 LED

**EN** Body material – metal, shade – graphite. Protection against corrosion and temperature differences. High level IP65. Light source – LED module with neutral color temperature of 3000K. Trendy rectangular arch shape. The series includes outdoor lamps of various heights and power.

**DE** Rahmenmaterial: Metall, Farbton: Graphit. Schutz vor Korrosion und Temperaturschwankungen. Hoher Schutzgrad IP65. Lichtquelle: LED-Modul mit einer neutralen Farbtemperatur von 3000K. Trendige Form eines rechteckigen Bogens. Die Serie umfasst Außenleuchten unterschiedlicher Höhe und Leistung.

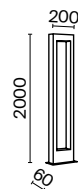
**IT** Materiale della corpo – metallo, tonalità – grafite. Protezione dalla corrosione e dagli sbalzi di temperatura. IP65 di alto livello. La sorgente luminosa è un modulo LED con temperatura di colore neutra di 3000K. Forma da arco rettangolare alla moda. La serie comprende lampioni di varie altezze e potenze.

**FR** Matériau du corps : métal, teinte : graphite. Protection contre la corrosion et les changements de températures. Haut niveau de protection IP65. Source de lumière : module LED avec une température de couleur neutre de 3 000 K. Forme d'arc rectangulaire tendance. La série comprend des lampadaires extérieurs de différentes hauteurs et puissances.



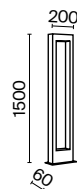
1 ■ **O425FL-L25GF**

LED 25 W 1350lm  
t° 3000K >80Ra 150°  
IP 65



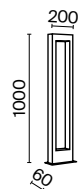
2 ■ **O425FL-L20GF**

LED 20 W 1000lm  
t° 3000K >80Ra 150°  
IP 65



3 ■ **O425FL-L10GF**

LED 10 W 550lm  
t° 3000K >80Ra 150°  
IP 65



O425FL-L25GF



# Hof

GF


NEW IP64 IP65 LED

**EN** Series of landscape lamps. Body – metal, color – graphite. LED module. Color temperature is 3000K. High level IP65. Protection against corrosion and temperature differences. Modern minimalistic design.


**DE** Eine Serie von Landschaftsleuchten. Metallrahmen, Farbton: Graphit. LED-Modul. Farbtemperatur 3000K. Hoher Schutzgrad IP65. Schutz vor Korrosion und Temperaturschwankungen. Modernes, minimalistisches Design.

**IT** Serie di lampade da esterno. Corpo – metallo, colore – grafite. Modulo LED. Temperatura di colore 3000K. IP65 di alto livello. Protezione dalla corrosione e dagli sbalzi di temperatura. Design moderno e minimalista.

**FR** Série de luminaires paysagers. Corps : métal, couleur : graphite. Module LED. Température de couleur 3 000 K. Haut niveau de protection IP65. Protection contre la corrosion et les changements de températures. Design minimaliste moderne.



1 ■



2 ■

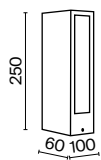
1 ■ **O422FL-L12GF**

LED 12W 450lm  
t° 3000K >80Ra 90°  
IP 54



2 ■ **O422FL-L6GF**

LED 6W 200lm  
t° 3000K >80Ra 90°  
IP 65



O422FL-L12GF



# Hagen

GF

NEW IP65 LED

**EN** Landscape lamp. Metal body, graphite color. Corrosion resistant and temperature fluctuations. High level IP 65. LED module with a color temperature of 3000 K.

**DE** Leuchte für die Landschaft. Gehäuse aus Metall, Farbe graphit. Widerstandsfähig gegen Korrosion und Temperaturschwankungen. Hohe Schutzart IP 65. LED-Modul mit Farbtemperatur 3000 K.

**IT** Lampada da paesaggio. Corpo in metallo, colore grafite. Resistente alla corrosione e sbalzi di temperatura. Alto livello di IP 65. Modulo LED con temperatura di colore di 3000 K.

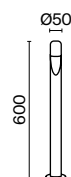
**FR** CLampe paysagé. Corps en métal, couleur graphite. Résistant à la corrosion Résistant à la corrosion, aux fluctuations de température. Haut niveau IP 65. Module LED avec une température de couleur de 3000 K.



1 ■

1 ■ **O423FL-L5GF**

LED 5W 200lm  
 t° 3000K >80Ra 51°  
 IP 65





# Harz

W GF

NEW IP65 LED

**EN** Metal body in graphite and white color. Protection against temperature differences and corrosion. High level IP65. Light source – LED module. Neutral color temperature is 3000K.

**DE** Metallrahmen in Graphit und Weiß. Schutz vor Temperaturschwankungen und Korrosion. Hoher Schutzgrad IP65. Die Lichtquelle ist ein LED-Modul. Neutrale Farbtemperatur 3000K.

**IT** Corpo in metallo color grafite e bianco. Protezione dalla corrosione e dagli sbalzi di temperatura. IP65 di alto livello. La sorgente luminosa è un modulo LED. Temperatura di colore neutro 3000K.


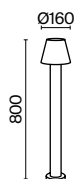
**FR** Corps métallique de teinte graphite et blanche. Protection contre les changements de températures et la corrosion. Haut niveau de protection IP65. Source de lumière : module LED. Température de couleur neutre : 3 000 K.



1

- 1  O421FL-L5W
- O421FL-L5GF

LED 5W 400lm  
 t° 3000K >80Ra 16°  
 IP 65



O421FL-L5GF



# Royal Mile

GR



**EN** Body – cast aluminum, powder coating in grey color. High protection class IP65. LED light source and a driver embedded into the body.

**DE** Rahmen: Aluminiumguss, pulverbeschichtet in Grau. Hoher Schutzgrad IP65. Die LED-Lichtquelle und der Treiber sind im Rahmen integriert.

**IT** Corpo in alluminio colato, verniciato a polvere grigio. Elevato grado di protezione IP65. La sorgente luminosa a LED e il driver sono integrati nell'corpo.

**FR** Corps : aluminium coulé, revêtement par poudre de couleur grise. Haute classe de protection IP65. Source de lumière LED et commande intégrées dans le corps.



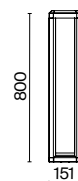
1 ■



2 ■

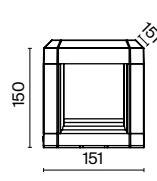
1 ■ **O019FL-L12GR3K**

LED 13W 680lm  
 t° 3000K >80Ra 260°  
 IP 65



2 ■ **O019FL-L13GR3K**

LED 13W 330lm  
 t° 3000K >80Ra 270°  
 IP 65



# Paso

B



**EN** "Paso" series includes wall and landscape lamps that make it possible to illuminate the area and adjoining territory in the same style. Power of 12W and color temperature of 3000K are optimal for comfortable diffused lighting. The body of the lamps are made of high-quality aluminum with powder coating, which ensures the reliability and long service life.

**DE** Die Paso-Serie umfasst Wand- und Landschaftsleuchten, die es ermöglichen, die Beleuchtung des Grundstücks und der am Haus gelegenen Fläche in einem einheitlichen Stil zu realisieren. Die Leistung von 12 W und die Farbtemperatur von 3000K sind optimal für ein angenehmes diffuses Licht. Rahmen der Leuchten ist aus hochwertigem, pulverbeschichtetem Aluminium gefertigt und garantiert eine zuverlässige und lange Lebensdauer.

**IT** La serie Paso comprende lampade da parete e da esterno, che consentono di realizzare l'illuminazione del terreno e dell'area pertinente nello stesso stile. La potenza di 12W e la temperatura di colore di 3000K sono ottimali per un'illuminazione diffusa e confortevole. Il corpo delle lampade è realizzato in alluminio di alta qualità con verniciatura a polvere, che garantisce affidabilità e lunga durata.

**FR** La série Paso comprend des appliques murales et des luminaires paysagers, ce qui permet de réaliser l'éclairage d'un secteur et du territoire attenant à la maison dans un style uni. La puissance de 12 W et la température de couleur de 3 000 K sont optimales pour une diffusion confortable de l'éclairage. Le corps des luminaires est en aluminium de haute qualité avec un revêtement par poudre, ce qui garantit la fiabilité et une longue durée exploitation.



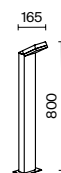
1 ■



2 ■

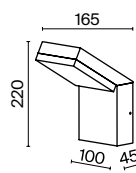
1 ■ **O595FL-L12B3K**

LED 12W 660lm  
t° 3000K >83Ra 97°  
IP 54



2 ■ **O595WL-L12B3K**

LED 12W 865lm  
t° 3000K >83Ra 97°  
IP 54





# Essen

B GR

NEW IP64 LED

**EN** Body material – aluminum, shades – black, grey. IP54. Protection against corrosion and temperature differences. Light source – LED module with color temperature of 4000K. Minimalistic design. The series includes landscape lamps of various height.

**DE** Aluminiumrahmen, Farbtöne: Schwarz, Grau. IP54. Schutz vor Korrosion und Temperaturschwankungen. Lichtquelle: LED-Modul mit einer neutralen Farbtemperatur von 4000K. Minimalistisches Design. Die Serie wird durch Landschaftsleuchten in verschiedenen Höhen dargestellt.

**IT** Materiale del corpo: alluminio, tonalità: nero, grigio. IP54. Protezione dalla corrosione e dagli sbalzi di temperatura. La sorgente luminosa è un modulo LED con temperatura di colore di 4000K. Design minimalista. La serie è rappresentata da lampade da esterno di varie altezze.

**FR** Matériau du corps : aluminium, teintes : noir, gris. IP 54. Protection contre la corrosion et les changements de températures. Source de lumière : module LED avec une température de couleur de 4 000 K. Design minimaliste. Série de luminaires paysagers proposée dans différentes hauteurs.



1 ■ ■



2 ■ ■


1 ■ **O596FL-L9B4K1**  
■ **O596FL-L9GR4K1**

LED9W 450lm  
t° 4000K >80Ra 55°  
IP 54



2 ■ **O596FL-L9B4K**  
■ **O596FL-L9GR4K**

LED9W 450lm  
t° 4000K >80Ra 55°  
IP 54





# Wald

GF

NEW IP65 LED

**EN** Body material - metal, color - graphite. High level of protection against dust and moisture IP 65. Resistant to corrosion and temperature extremes. LED light source with a neutral color temperature of 3000 K. The series includes wall and landscape lamps.

**DE** Material des Gehäuses: Metall, Farbton: Graphit. Hoher Schutzgrad gegen Staub und Feuchtigkeit: IP 65. Beständig gegen Korrosion und Temperaturschwankungen. LED-Lichtquelle mit einer neutralen Farbtemperatur von 3000K. Die Serie umfasst Wand- und Landschaftsleuchten.

**IT** Materiale del corpo - metallo, colore - grafite. Alto livello di protezione contro polvere e umidità IP 65. Resistente alla corrosione e agli sbalzi di temperatura. Sorgente luminosa a LED con temperatura di colore neutra di 3000 K. La serie comprende le applique e le lampade da esterno.

**FR** Matériau du corps : métal, couleur : graphite. Haut niveau de protection contre la poussière et l'humidité IP 65. Résistance à la corrosion et aux variations de températures. Source de lumière LED avec une température de couleur neutre de 3 000 K. La série contient des appliques murales et des luminaires paysagers.

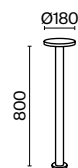


1 ■

2 ■

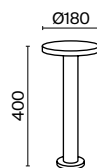
1 ■ **O420FL-L12GF1**

LED 12W 1000lm  
t° 3000K >80Ra 54°  
IP 65



2 ■ **O420FL-L12GF**

LED 12W 1000lm  
t° 3000K >80Ra 54°  
IP 65





# Rando

B W GR

NEW IP64

**EN** Metal body, shades – black, grey, white. Corrugated texture. High level IP54, corrosion protection. Option to adjust one and two-way backlight. Light source – lamp with E27 base.

**DE** Metallrahmen, Farbtöne: Schwarz, Grau, Weiß. Geprägte Textur. Hoher Schutzgrad IP54, Schutz vor Korrosion. Möglichkeit zur Einstellung der ein- und bidirektionalen Beleuchtung. Lichtquelle: Leuchtmittel mit einer Fassung E27.

**IT** Corpo in metallo, tonalità: nero, grigio, bianco. Trama in rilievo. Alto livello IP54, protezione dalla corrosione. Possibilità di configurare l'illuminazione unidirezionale e bidirezionale. La sorgente luminosa è una lampadina con attacco E27.

**FR** Corps métallique, teinte : noir, gris, blanc. Texture en relief. Haut niveau de protection IP 54, protection contre la corrosion. Possibilité de réglage d'éclairage uni et bidirectionnel. Source de lumière : ampoule à culot E27.



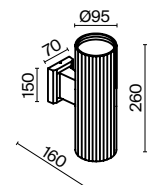
1 ■ □ ■



2 ■ □ ■


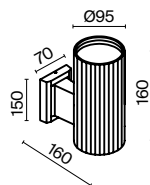
1 ■ **O419WL-02B**  
□ **O419WL-02W**  
■ **O419WL-02GR**

💡 2 × E27 60 W  
IP 54



2 ■ **O419WL-01B**  
□ **O419WL-01W**  
■ **O419WL-01GR**

💡 1 × E27 60 W  
IP 54



# Bowery

B W GR

IP54

**EN** Metal body, powder coating in black, grey or white color. Sealed protective glass. Series includes models with one and two-way light. Protection against dust and moisture IP54. Resistant to temperature differences and corrosion.

**DE** Metallrahmen, Pulverbeschichtung in Schwarz, Grau oder Weiß. Versiegeltes Sicherheitsglas. Die Serie umfasst Modelle mit ein- und bidirektionalem Licht. Schutz gegen Staub und Feuchtigkeit: IP 54. Beständigkeit gegen Temperaturschwankungen und Korrosion.

**IT** Corpo in metallo, verniciato a polvere in nero, grigio o bianco. Vetro di sicurezza sigillato. La serie comprende modelli con luce unidirezionale e bidirezionale. Protezione da polvere e umidità IP54. Resistente agli sbalzi di temperatura e alla corrosione.

**FR** Corps métallique, revêtement par poudre de couleur noire, grise ou blanche. Verre de protection étanche. La série comprend des modèles avec un faisceau uni ou bidirectionnel. Protection contre la poussière et l'humidité IP 54. Résistance aux changements de températures et à la corrosion.



1 ■ □ ■



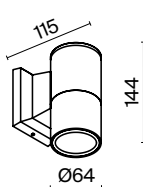
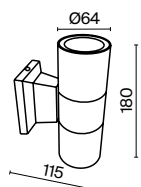
2 ■ □ ■

1 ■ **O574WL-02B**  
□ **O574WL-02W**  
■ **O574WL-02GR**

💡 2 × GU10 50 W  
IP 54

2 ■ **O574WL-01B**  
□ **O574WL-01W**  
■ **O574WL-01GR**

💡 1 × GU10 50 W  
IP 54





# Downing Street

B

IP65 LED  $\rho$

**EN** Aluminum body, color – black. Dome lamp – frosted glass, decorative metal lattice. Light source – SMD-LEDs. High protection class IP65.

**DE** Aluminiumrahmen, Farbton: Schwarz. Lampenschirm: Milchglas, dekoratives Metallgitter. Lichtquelle: SMD-LEDs. Hoher Schutzgrad IP65.

**IT** Corpo in alluminio, colore nero. Plafoniera – vetro opaco, griglia metallica decorativa. La sorgente luminosa è LED SMD. Elevato grado di protezione IP65.

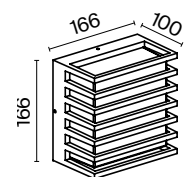
**FR** Corps en aluminium, couleur : noir. Globe : verre mat, grille métallique décorative. Source de lumière : LED SMD. Haute classe de protection IP65.



1 ■

1 ■ **O020WL-L10B4K**

LED 10 W 380lm  
 t° 3000K >80Ra 142°  
 IP 65





# Koln

B



**EN** Aluminum body in black color. Resistant to corrosion and temperature differences. High protection class against dust and moisture IP54. LED module with color temperature of 4000K. The series includes wall and landscape lamps.

**DE** Aluminiumrahmen in Schwarz. Beständig gegen Korrosion und Temperaturschwankungen. Hoher Schutzgrad gegen Staub und Feuchtigkeit: IP 54. LED-Modul mit einer Farbtemperatur von 4000K. Die Serie umfasst Wand- und Landschaftsleuchten.

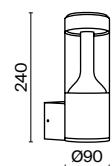
**IT** Corpo in alluminio nero. Resistente alla corrosione e agli sbalzi di temperatura. Elevata classe di protezione contro polvere e umidità IP54. Modulo LED con temperatura di colore 4000K. La serie comprende lampade da parete e da esterno.

**FR** Corps en aluminium de couleur noire. résistance à la corrosion et aux changements de températures. Haute classe de protection contre la poussière et l'humidité IP54. Module LED avec une température de couleur de 4 000 K. La série comprend des appliques murales et des luminaires paysagers.



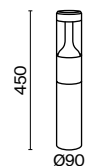
1 ■ **O590WL-L8B4K**

LED 8 W 450 lm  
t° 4000K >80Ra 185°  
IP 54



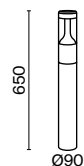
2 ■ **O590FL-L8B4K**

LED 8 W 450 lm  
t° 4000K >80Ra 185°  
IP 54



3 ■ **O590FL-L8B4K1**

LED 8 W 450 lm  
t° 4000K >80Ra 185°  
IP 54



O590FL-L8B4K

O590WL-L8B4K



# Baker Street

**EN** Aluminum body, color – black. Double dome lamp made of frosted and transparent glass. High level IP65. LED light source.

**DE** Aluminiumrahmen, Farbton: Schwarz. Doppelter Lampenschirm aus Milchglas und transparentem Glas. Hoher Schutzgrad IP65. LED-Lichtquelle.

**IT** Corpo in alluminio, colore - nero. Doppia plafoniera in vetro opaco e trasparente. IP65 di alto livello. Sorgente luminosa a LED.

**FR** Corps en aluminium, couleur : noir. Globe double en verre transparent et mat. Haut niveau de protection IP65. Source de lumière LED.

B



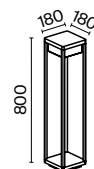
1 ■



2 ■

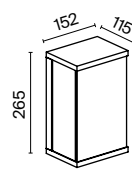
1 ■ **O021FL-L10B3K**

LED 10 W 520lm  
t° 3000K >80Ra 180°  
IP 65



2 ■ **O021WL-L10B4K**

LED 10 W 420lm  
t° 3000K >80Ra 148°  
IP 65



O021FL-L10B3K

O021WL-L10B4K



# Willis

**EN** Metal body, shades – grey, black. Cylinder-shaped dome lamp. IP54 – reliable protection against dust and moisture. Universal diameter is 80 mm.

**DE** Metallrahmen, Farbtöne: Grau, Schwarz. Zylindrischer Lampenschirm. IP54: Zuverlässiger Schutz vor Staub und Feuchtigkeit. Universeller Durchmesser 80 mm.

**IT** Corpo in metallo, sfumature - grigio, nero. Plafoniera cilindrica. IP54: protezione sicura contro polvere e umidità. Diametro universale 80 mm.

**FR** Corps métallique, teinte : gris, noir. Globe cylindrique. IP54 : protection fiable contre la poussière et l'humidité. Diamètre universel 80 mm.

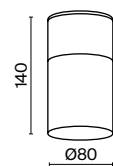
B GR

NEW IP54



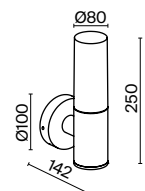
1 ■ **O418CL-01B**  
■ **O418CL-01GR**

💡 1× E27 60 W  
IP 54



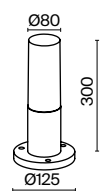
2 ■ **O418WL-01B**  
■ **O418WL-01GR**

💡 1× E27 60 W  
IP 54



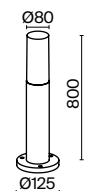
3 ■ **O418FL-01B**  
■ **O418FL-01GR**

💡 1× E27 60 W  
IP 54



4 ■ **O418FL-01B1**  
■ **O418FL-01GR1**

💡 1× E27 60 W  
IP 54



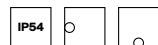
O418FL-01GR

O418WL-01GR



# Wall Street

B



EN Aluminum body, powder coating in black color. Dome lamps rotate – there is an option to change the direction of light. Resistant to corrosion and temperature differences. High level IP 54.

DE Aluminiumrahmen, Pulverbeschichtung in Schwarz. Drehbare Lampenschirme: Es besteht die Möglichkeit, die Lichtrichtung zu ändern. Beständig gegen Korrosion und Temperaturschwankungen. Hoher Schutzgrad IP 54.

FR Corps en aluminium, verniciato a polvere nero. Le plafoniere ruotano: è possibile cambiare la direzione della luce. Resistente alla corrosione e agli sbalzi di temperatura. IP 54 di alto livello.

RU Корпус из алюминия, покрытие порошковой краской черного цвета. Шарнирные лампы: возможность изменить направление света. Устойчивость к коррозии и перепадам температур. Высокий уровень защиты IP54.



1 ■



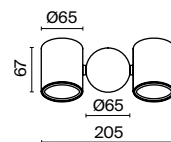
2 ■



3 ■

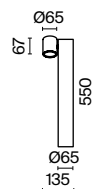
1 ■ **O010WL-02B**

☼ 2 × GU10 50 W  
IP 54



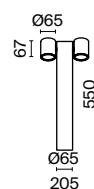
2 ■ **O010FL-01B**

☼ 1 × GU10 50 W  
IP 54



3 ■ **O010FL-02B**

☼ 2 × GU10 50 W  
IP 54





# Unter den Linden

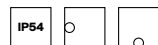
**EN** Body – aluminum, color – black. Corrugated texture. Transparent plastic diffusers. Models are equipped with silicone gaskets. High level IP54. Resistant to corrosion and temperature differences.

**DE** Aluminiumrahmen, Farbton: Schwarz. Geriffelte Textur. Diffusoren aus transparentem Kunststoff. Die Modelle sind mit Silikonichtungen ausgestattet. Hoher Schutzgrad IP54. Beständig gegen Korrosion und Temperaturschwankungen.

**IT** Corpo - alluminio, colore - nero. Trama ondulata. Diffusori in plastica trasparente. I modelli sono dotati di guarnizioni in silicone. IP54 di alto livello. Resistente alla corrosione e agli sbalzi di temperatura.

**FR** Corps : aluminium, couleur : noir. Texture en relief. Diffuseurs en plastique transparent. Modèles équipés de joints en silicone. Haut niveau de protection IP54. Résistance à la corrosion et aux changements de températures.

B



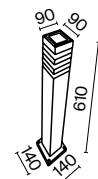
1 ■



2 ■

1 ■ **O578FL-01B**

💡 1 × E27 60 W  
IP 54



2 ■ **O578WL-02B**

💡 2 × E27 60 W  
IP 54





# Bronx

B GR

NEW IP64

**EN** Aluminum body in two colors: grey and black. Plastic dome lamp. Anti-glare lattice. High level IP54. Resistant to corrosion and temperature differences. Light source – lamp with E27 base.

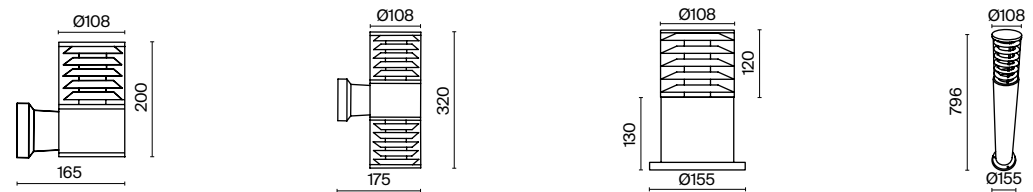
**DE** Aluminiumrahmen in zwei Farbtönen: Grau und Schwarz. Lampenschirme aus Kunststoff. Antireflexgitter. Hoher Schutzgrad IP54. Beständig gegen Korrosion und Temperaturschwankungen. Lichtquelle: Leuchtmittel mit einer Fassung E27.

**IT** Corpo in alluminio in due tonalità: grigio e nero. Plafoniere in plastica. Griglia antiriflesso. IP54 di alto livello. Resistente alla corrosione e agli sbalzi di temperatura. La sorgente luminosa è una lampadina con attacco E27.

**FR** Corps en aluminium en deux teintes : gris et noir. Globe en plastique. Grille anti-éblouissement. Haut niveau de protection IP54. Résistance à la corrosion et aux changements de températures. Source de lumière : ampoule à culot E27.



- |   |   |   |   |
|---|---|---|---|
| <p>1 ■ <b>O576WL-01B</b><br/>■ <b>O576WL-01GR</b></p> <p>💡 1 × E27 60 W<br/>IP 54</p> | <p>2 ■ <b>O576WL-02B</b><br/>■ <b>O576WL-02GR</b></p> <p>💡 2 × E27 60 W<br/>IP 54</p> | <p>3 ■ <b>O576FL-01B</b><br/>■ <b>O576FL-01GR</b></p> <p>💡 1 × E27 60 W<br/>IP 54</p> | <p>4 ■ <b>O576FL-01B1</b><br/>■ <b>O576FL-01GR1</b></p> <p>💡 1 × E27 60 W<br/>IP 54</p> |
|---|---|---|---|



O576FL-01GR



# Erda

**EN** Series of landscape lamps. Body material— plastic, color – white. High level of protection against dust and moisture IP54. Light source – lamp with E27 base. Trendy spherical shape.

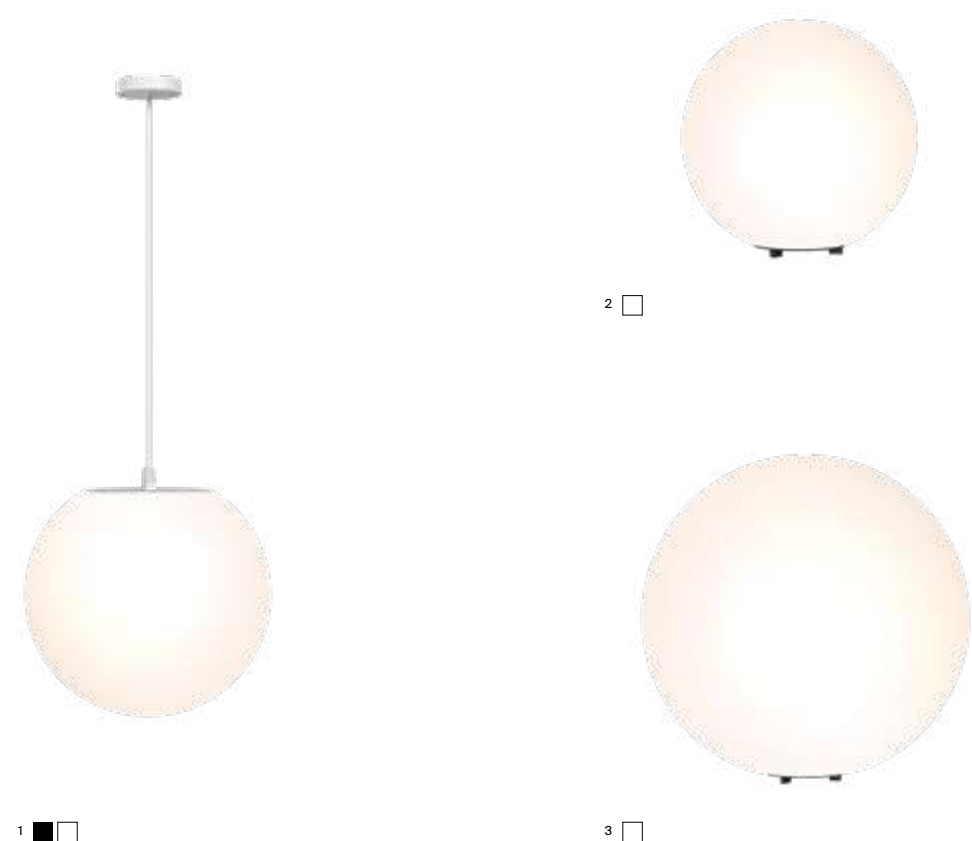
**DE** Eine Serie von Landschaftsleuchten. Rahmenmaterial: Kunststoff, Farbton: Weiß. Hoher Schutzgrad gegen Staub und Feuchtigkeit: IP 54. Lichtquelle: Leuchtmittel mit einer Fassung E27. Trendige Kugelform.

**IT** Una serie di lampade da esterno. Materiale della corpo – plastica, colore – bianco. Elevato livello di protezione contro polvere e umidità IP54. La sorgente luminosa è una lampadina con attacco E27. Forma sferica alla moda.

**FR** Série de luminaires paysagers. Matériau du corps : plastique, couleur : blanc. Haut niveau de protection contre la poussière et l'humidité IP54. Source de lumière : ampoule à culot E27. Forme sphérique tendance.

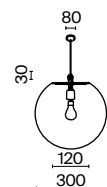
B W

NEW IP54



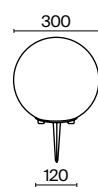
1 ■ **O594PL-01B**  
□ **O594PL-01W**

1 × E27 30 W  
IP 54



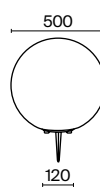
2 □ **O594FL-01W**

1 × E27 30 W  
IP 54



3 □ **O594FL-01W1**

1 × E27 30 W  
IP 54





# Bold

B GR


NEW IP64

**EN** "Bold" series lamps designed for outdoor lighting of a suburban area and the adjoining territory. The series includes wall, landscape and wall-floor models that make it possible to implement illumination of entire territory in a single style. Light source — replaceable lamp with E27 base. These lamps with a spherical dome lamp will perfectly complement any exterior.

**DE** Die Leuchten der Serie Bold sind für die Außenbeleuchtung des Landgrundstücks und der am Haus gelegenen Fläche bestimmt. Die Serie umfasst Wand-, Landschaftsmodelle sowie Wand- und Bodenmodelle, die es ermöglichen, die gesamte Fläche in einem einheitlichen Stil zu beleuchten. Lichtquelle: Ein auswechselbares Leuchtmittel mit einer Fassung E27. Leuchten mit kugelförmigen Lampenschirmen ergänzen jede Außenarchitektur perfekt.

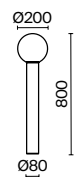
**IT** Le lampade Bold sono progettate per l'illuminazione da esterno in campagna e dell'area pertinente. La serie comprende modelli da parete, da esterno e parete-terra, che consentono di implementare l'illuminazione dell'intero territorio in un unico stile. La sorgente luminosa è una lampadina sostituibile con attacco E27. Le lampade con plafoniere sferiche completano perfettamente qualsiasi esterno.

**FR** Luminaires Bold destinés à l'éclairage extérieur d'un terrain en campagne et du territoire attenant à la maison. La série comprend des modèles muraux, paysagers et muraux-lampadaires, ce qui permet de réaliser l'éclairage de l'ensemble du territoire dans un style uni. Source de lumière : ampoule amovible à culot E27. Les luminaires à globe sphérique compléteront parfaitement tout extérieur.



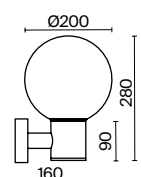
1 ■ **O598FL-01B**  
■ **O598FL-01GR**

⚡ 1× E27 60 W  
IP 54




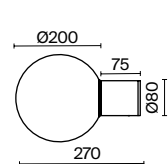
2 ■ **O598WL-01B**  
■ **O598WL-01GR**

⚡ 1× E27 60 W  
IP 54



3 ■ **O598WL-01B1**  
■ **O598WL-01GR1**

⚡ 1× E27 60 W  
IP 54



O598FL-01B

O598WL-01B

Classic  
lighting

# MORNING MOMENTS

Classic  
lighting



It would seem that there is no need in outdoor lamps in the morning. But it is a mistake. Even without performing their direct lighting functions, they play an important role in the architectural and landscape gardening ensemble.

Inspired by the best examples of medieval urban architecture, they are adapted to modern realities, but retain a high aesthetic value and filigree elaboration. Using only high-quality materials and know-how, we have revealed traditional forms in a new light. Beauty and practicality again and again evidences the eternal relevance of the classics.

Es scheint, dass morgens keine Außenbeleuchtung erforderlich ist. Aber so ist es nicht. Auch wenn Außenleuchten nicht ihre direkte Beleuchtungsfunktion erfüllen, sind sie in der Architektur und Landschaftsgestaltung von großem Wert.

Inspiziert von den besten Beispielen mittelalterlicher Stadtarchitektur sind sie an die modernen Gegebenheiten angepasst, behalten aber einen hohen ästhetischen Wert und filigrane Handwerkskunst bei. Durch die Verwendung von nur hochwertigen Materialien und Spitzentechnologien haben wir traditionelle Formen in einem neuen Licht zum Leben erweckt. Schönheit und Zweckmäßigkeit zeugen immer wieder von der zeitlosen Aktualität der Klassik.

Only in the morning and afternoon hours, you can finally appreciate the perfection of details and the beauty of each decorative element.

Maytoni outdoor lamps in classic style — a separate kind of design art.

Nur in den Morgen- und Nachmittagsstunden kann man die feinen Details und die Schönheit der einzelnen dekorativen Elemente richtig genießen.

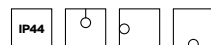
Die klassischen Außenleuchten von Maytoni sind eine eigenständige Art von Designkunst.





# Fleur

ABZ B G



**EN** Aluminum body, shades – antique bronze and black with gold. Dome lamp – transparent wavy glass. IP44. Protection against corrosion and temperature differences. Light source – lamp with E27 base.

**DE** Aluminiumrahmen, Farbtöne: Antike Bronze und Schwarz mit Gold. Lampenschirm: Transparentes welliges Glas. IP44. Schutz vor Korrosion und Temperaturschwankungen. Lichtquelle: Leuchtmittel mit einer Fassung E27.

**IT** Corpo in alluminio nelle tonalità bronzo antico e nero e ottone. Plafoniera: vetro ondulato trasparente. IP44. Protezione dalla corrosione e dagli sbalzi di temperatura. La sorgente luminosa è una lampadina con attacco E27.

**FR** Corps en aluminium, teintes : bronze ancien et noir avec dorée. Globe : verre ondulé transparent. IP44. Protection contre la corrosion et les changements de températures. Source de lumière : ampoule à culot E27.



1 ■ ■



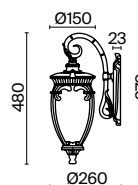
2 ■ ■



3 ■ ■


1 ■ **O414WL-01BZ**  
■ **O414WL-01GB**

⚡ 1 × E27 60 W  
IP 44



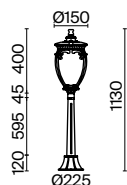
2 ■ **O414FL-01BZ**  
■ **O414FL-01GB**

⚡ 1 × E27 60 W  
IP 44



3 ■ **O414FL-01BZ1**  
■ **O414FL-01GB1**

⚡ 1 × E27 60 W  
IP 44



O414FL-01BZ1

O414WL-01BZ



# Fleur



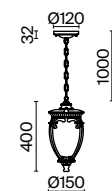
4 ■ ■



5 ■ ■

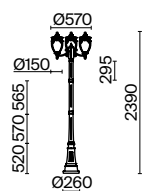
4 ■ **O414PL-01BZ**  
■ **O414PL-01GB**

💡 1 × E27 60 W  
IP 44



5 ■ **O414FL-03BZ**  
■ **O414FL-03GB**

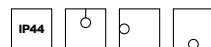
💡 3 × E27 60 W  
IP 44





# Salamanca

BR



**EN** Aluminum body is designed using ornamental casting technology. Resistant to corrosion and temperature differences. Powder coating with brown color. Light source – lamp with E27 base.

**DE** Aluminiumrahmen ist in der Kunstgusstechnologie hergestellt. Beständig gegen Korrosion und Temperaturschwankungen. Pulverbeschichtet in Braun. Lichtquelle: Leuchtmittel mit einer Fassung E27.

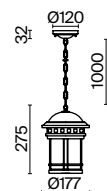
**IT** Il corpo in alluminio è realizzato utilizzando la tecnologia di fusione artistica. Resistente alla corrosione e agli sbalzi di temperatura. Verniciato a polvere marrone. Sorgente luminosa - lampadina con attacco E27.

**FR** Corps en aluminium réalisé par technique de la ferronnerie d'art. Résistant à la corrosion et aux changements de températures. Revêtement par poudre de couleur marron. Source de lumière : ampoule à culot E27.



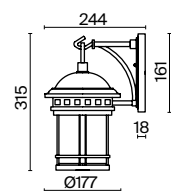
1 ■ **O031PL-01BR**

1 × E27 60 W  
IP 44



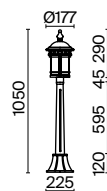
2 ■ **O031WL-01BR**

1 × E27 60 W  
IP 44




3 ■ **O031FL-01BR**

1 × E27 60 W  
IP 44






# Explication


 Number of lamps


IP Degree of protection against moisture


 New

 Chandeliers, pendants

 LED lamps

 Ceiling lamps

 Mount 2 in 1

 Wall lamps

 Degree of protection against moisture



 Floor lamps

 Table lamp

 Downlight

# Color temperature

2700K Warm light like incandescent lamp or sunrise/sunset

3000K Warm white light

4000K Neutral white light, reminiscent of the color of daytime Sun

## IP PROTECTION RATING

The first digit is the level of protection against the ingress of solid particles.

0 – no protection

1 – protection against the impact of external objects with a diameter of more than 50 mm

2 – protection against the impact of external objects with a diameter of more than 12 mm

3 – protection against the impact of external objects with a diameter of more than 2.5 mm

4 – protection against the impact of external objects with a diameter of 1 mm or more

5 – full protection against contact, dust can get into the device partially (does not affect the functionality)

6 – full protection against contact, dust cannot get into the device

The second digit is moisture protection

0 – no protection

1 – protection against condensate

2 – protection against water drops

3 – protection against raindrops

4 – protection against water splashes

5 – protection against water jets

6 – protection against water

7 – protection against water penetration when immersed to a depth of 1 meter

8 – protection against water penetration during prolonged immersion



# Color index

<b>B</b>	Black	AM	Amber
GR	Grey	CG	Cognac
W	White	CR	Cream
PW	Pearl white	I	Ivory
AW	Antique white	BG	Beige
TR	Transparent	BR	Brown
G	Gold	WD	Wooden
MG	Matte gold	MR	Marble
AG	Antique gold	BL	Blue
MNT G	Mint gold	BL	Blue glass
PG	Pearl gold	GR	Green
BS	Brass	GN	Green glass
BZ	Bronze	PK	Pink glass
ABZ	Antique bronze	CFL	Colorful
C	Copper		
N	Nickel		
CH	Chromium		
S	Silver		
AS	Antique silver		
GF	Graphite		
SM	Smoky		

MAYTONI

# Moments of the light cycle

# Outdoor 2023

# Annual light guide



4 099776 054535